HCCDY

F、R、S、K系列减速机

减速机电动机选型手册

微型交流减速马达|小型交流减速马达|蜗轮蜗杆减速器

行星减速机|十字转向器

恒阳传动

目录 CONTENTS

笔记：



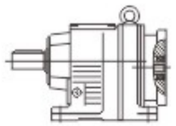

R（RF，FX，RXF）...Y...
电机用户自配或配特殊电机时
需加联接法兰
When equipping the user's motor or the special one, the flange is required to be connected

R系列减速机有以下设计方案：
R series gear units are available in the following designs:

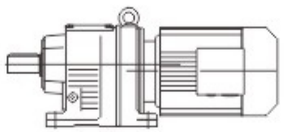

R...Y...
底脚轴伸式安装斜齿轮减速机
Foot-mounted helical gear units with solid shaft

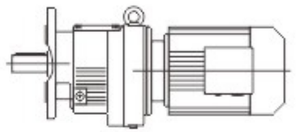

RF...Y...
法兰轴伸式安装斜齿轮减速机
Flange-mounted helical gear units with solid shaft

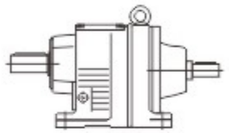

RS...
底脚轴伸式安装，轴输入的斜齿轮减速机
Foot-mounted ,shaft input helical gear units with solid shaft

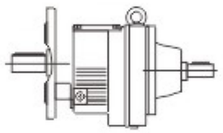

RFS...
法兰轴伸式，轴输入的斜齿轮减速机
Flange-mounted ,shaft input helical gear units with solid shaft

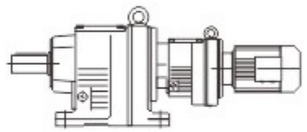

R...R...Y...
底脚轴伸式安装组合型斜齿轮减速机
Foot-mounted combinatorial helical gear units with solid shaft

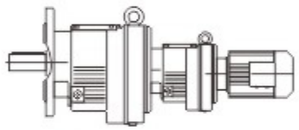

RF...R...Y...
法兰轴伸式组合型斜齿轮减速机
Flange-mounted combinatorial helical gear units with solid shaft

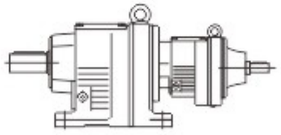

RS...R...
底脚轴伸式安装组合型，轴输入的斜齿轮减速机
Foot-mounted combinatorial, shaft input helical gear units with solid shaft

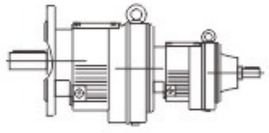

RFS...R...
法兰轴伸式组合型，轴输入的斜齿轮减速机
Flange-mounted combinatorial, shaft input helical gear units with solid shaft

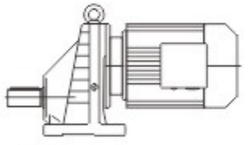

RX...Y...
底脚轴伸式安装单级斜齿轮减速机
Foot-mounted single-stage helical gear units with solid shaft

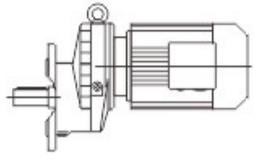

RXF...Y...
法兰轴伸式安装单级斜齿轮减速机
Flange-mounted single-stage helical gear units with solid shaft

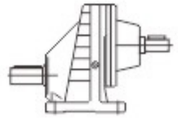

RXS...
底脚轴伸式安装，轴输入的单级斜齿轮减速机
Foot-mounted, shaft input single-stage helical gear units with solid shaft

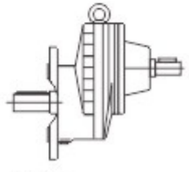

RXFS...
法兰轴伸式，轴输入的单级斜齿轮减速机
Flange-mounted, shaft input single-stage helical gear units with solid shaft

型号与标记：
Type Designations:

R F 37-Y 0.55-4P-32.40-M1-270°-ϕ200

- 减速机类型 / Gear units type
- 结构形式 / Structure
- 规格 / Size
- 电机代号 / Motor code
- 电机功率、极数 / Motor power、pole
- 传动比 / Ratio
- 安装形式 / Mounting position
- 电机接线盒位置 / Position of the motor thermal box
- 输出法兰外径 / Other diameter of output flange

减速机类型： 斜齿轮硬齿面减速机	Gear units type: rigid tooth flank helical gear units
结构形式： 普通轴伸式(省略) 轴伸法兰式 F 普通轴伸式，轴输入 S 轴伸法兰式，轴输入 FS	Structure: Foot-mounted solid shaft output (-) Flange-mounted solid shaft output F Foot-mounted solid shaft output, shaft input S Flange-mounted solid shaft output, shaft input FS
规格： (见选型参数表)	Size: (see selection table)
电机代号： 普通(更新) Y(Y2) 防爆 B 直流 Z 制动 YEJ 多速 D 变频 YVP 电磁调速 YCT 冶金起重 R 变频制动 YVPJ 辊道 G	Motor code: Ordinary(renew) Y(Y2) Flame-proof B Direct current Z Brake YEJ Multi-speed D Variable frequency YVP Electromagnetism speed modulation YCT Hoisting in metallurgy R Variable frequency and brake YVPJ Roller tables G
电机功率、极数： (见选型参数表)	Motor power、pole : (see selection table)
传动比： (见选型参数表)	Ratio: (see selection table)
安装形式： M1、M2、M3、M4、M5、M6、(见第14页)	Mounting position: M1、M2、M3、M4、M5、M6、(see page 14)
电机接线盒位置： 0°、90°、180°、270° (见第13页)	Position of the motor thermal box: 0°、90°、180°、270° (see page 13)
输出法兰外径： (见外型安装尺寸图)底脚安装时省略	Outer diameter of output flange: (See the chart of mouting dimension sheets-overview) It will be omited when foot mouting.

电机接线盒位置：
Position of the motor thermal box:

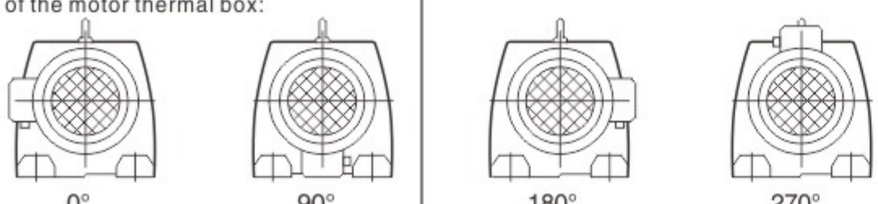

安装形式：
Mounting position:

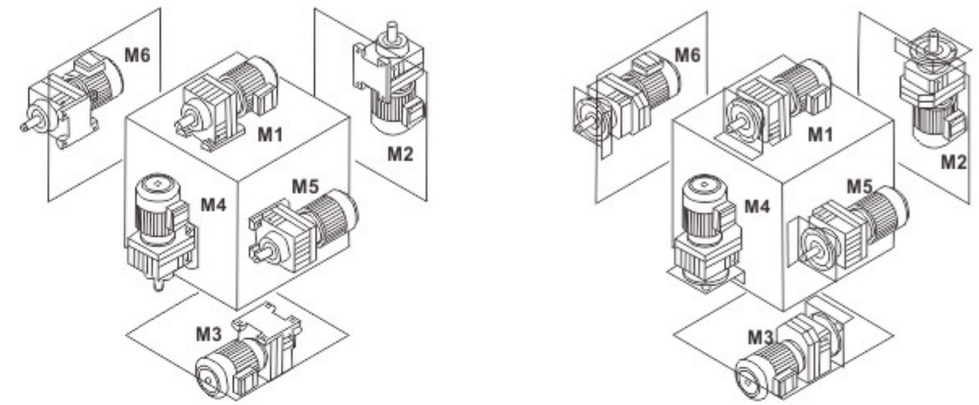

输入功率及许用转矩
Input power rating and permissible torque

规格 Size	17	27	37	47	57	67	77	87	97	107	137	147	167
结构形式 Structure	R						RF						
输入功率 Input power rating (kw)	0.18~0.75	0.18~3	0.18~3	0.18~5.5	0.18~7.5	0.18~7.5	0.18~11	0.55~22	0.55~30	2.2~45	5.5~55	11~90	11~160
传动比 Ratio	3.83~74.84	3.37~135.09	3.33~134.82	3.83~176.88	4.39~186.88	4.29~199.81	5.21~195.24	5.36~246.54	4.49~289.74	5.06~249.16	5.15~222.60	5.00~163.31	10.24~229.71
许用转矩 Permissible torque (N.M)	85	130	200	300	450	600	820	1550	3000	4300	8000	13000	18000

规格 Size	37	57	67	77	87	97	107	127	157
结构形式 Structure	RX				RXF				
输入功率(kw) Input power rating	0.18~1.1	0.18~5.5	0.18~7.5	1.1~11	3~22	5.5~30	7.5~45	7.5~90	11~132
传动比 Ratio	1.62~4.43	1.3~5.5	1.4~6.07	1.42~8.00	1.39~8.65	1.42~8.23	1.44~6.63	1.51~6.2	1.57~6.2
许用转矩(N.m) Permissible torque	20	70	135	215	400	600	830	1110	1680

减速机重量
Gear unit weight

规格 Size	R17	R27	R37	R47	R57	R67	R77	R87	R97	R107	R137	R147	R167
重量(kg) Weight	4	5.5	8.5	10	18	25	36	63	101	153	220	400	700
机型号 Gear unit type	RX37	RX57	RX67	RX77	RX87	RX97	RX107	RX127	RX157				
重量(kg) Weight	5	8	14	23	39	70	100	150	250				

所注重量为平均值，仅供参考
The weights are mean values, only for reference.

润滑油量表
Lubrication table

规格 Size	润滑油量（升） Fill quantity in liters					
	M1[1]	M2[1]	M3	M4	M5	M6
R17	0.25	0.6	0.35	0.6	0.35	0.35
R27	0.25/0.4	0.7	0.4	0.7	0.4	0.4
R37	0.3/1	0.9	1	1.1	0.8	1
R47	0.7/1.5	1.6	1.5	1.7	1.5	1.5
R57	0.8/1.7	1.9	1.7	2.1	1.7	1.7
R67	1.1/2.3	2.6/3.5	2.8	3.2	1.8	2
R77	1.2/3	3.8/4.3	3.6	4.3	2.5	3.4
R87	2.3/6	6.7/8.4	7.2	7.7	6.3	6.5
R97	4.6/9.8	11.7/14	11.7	13.4	11.3	11.7
R107	6/13.7	16.3	16.9	19.2	13.2	15.9
R137	10/25	28	29.5	31.5	25	25
R147	15.4/40	46.5	48	52	39.5	41
R167	27/70	82	78	88	66	69

规格 Size	润滑油量（升） Fill quantity in liters					
	M1[1]	M2[1]	M3	M4	M5	M6
RF17	0.25	0.6	0.35	0.6	0.35	0.35
RF27	0.25/0.4	0.7	0.4	0.7	0.4	0.4
RF37	0.4/1	0.9	1	1.1	0.8	1
RF47	0.7/1.5	1.6	1.5	1.7	1.5	1.5
RF57	0.8/1.7	1.8	1.7	2	1.7	1.7
RF67	1.2/2.5	2.7/3.6	2.7	3.1	1.9	2.1
RF77	1.2/2.6	3.8/4.1	3.6	4.1	2.7	3
RF87	2.4/6	6.8/7.9	7.1	7.7	6.3	6.4
RF97	5.1/10.2	11.9/14	11.2	14	11.2	11.8
RF107	6.3/14.9	15.9	17	19.2	13.1	15.9
RF137	9.5/25	27	29	32.5	25	25
RF147	16.4/42	47	48	52	42	42
RF167	26/70	82	78	88	65	71

规格 Size	润滑油量（升） Fill quantity in liters					
	M1	M2	M3	M4	M5	M6
RX37/RXF37	0.45/0.4	0.6	1.1/0.9	1.1/0.9	0.7/0.6	0.7/0.6
RX57/RXF57	0.6/0.5	0.8	1.3/1.1	1.3/1.1	0.9/0.7	0.9/0.7
RX67/RXF67	0.8/0.7	0.8	1.7/1.5	1.9/1.7	1.1/1	1.1/1
RX77/RXF77	1.1/0.9	1.5	2.6/2.4	2.7/2.5	1.6	1.6
RX87/RXF87	1.7/1.6	2.5	4.8/4.9	4.8/4.7	2.9	2.9
RX97/RXF97	2.1	3.4/3.6	7.4/7.1	7	4.8	4.8
RX107/RXF107	3.9/3.1	5.6/5.9	11.6/11.2	11.9/10.5	7.7/7.2	7.7/7.2
RX127/RXF127	5.6/5.9	11.6/11.2	21.9/20.5	22.7/22.2	9.7/9.2	9.7/9.2
RX157/RXF157	11.6/11.2	21.9/20.5	31.3/30.5	32.7/32.2	13.2/12.7	13.2/12.7

注：[1]表示减速机为组合型时低速级所加油量为大值。
Notes：[1]The large gear unit of multi-stage gear units must be filled with the larger oil volume.

动力无极限 传动更精彩 Power no limit drive even better
R系列斜齿轮减速机
R series helical gear reducer

说明：1.轴输入型没有电动机的各项内容。

2.无特别说明时Y系列电动机供货按IP54防护等级。

3.不注明安装形式时，按安装形式图（见17–20页）中M1安装形式供货。

4.不注明接线盒角度时，按安装形式图（见17–20页）中0度位置供货。

5.有输出法兰时，不注明法兰大小按安装结构尺寸图（见57–74页）中的小法兰供货。

6.对输出旋转方向与输入旋转方向有特殊要求的用户，请与我公司技术部联系。

Note: 1.The shaft input type does not have all the contents of the motor.

2.Motors of Y series are supplied with protection grade of IP54 unless otherwise specified

3.The mounting position of M1 as shown in the mounting position example(page 17–20)is the default way when supplying unless otherwise specified.

4.0° as shown in the mounting position example(page 17–20) is the default connection box angle when supplying unless otherwise specified.

5.if there's an output flange,the small flange as shown in the Physical Dimension Illustration(page 57–74) will be supplied unless otherwise specified.

6.Please contact our technical supporting department in case there's any special requirements on the output and input rotatory directions.

安装形式图释义 Explanation of mounting position example


通气孔
Breather valve


油位孔
Oil level plug


放油孔
Oil drain plug

R07-R167安装形式图R07-R167 Mounting position example

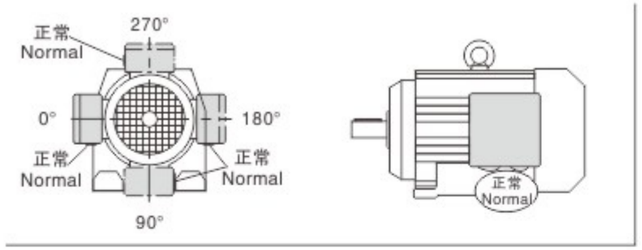

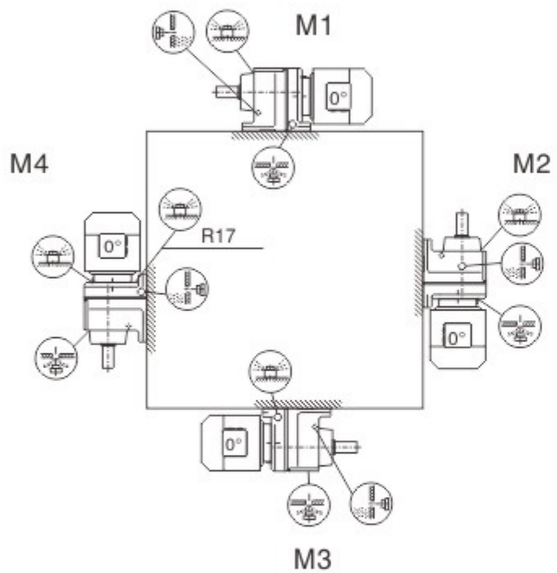

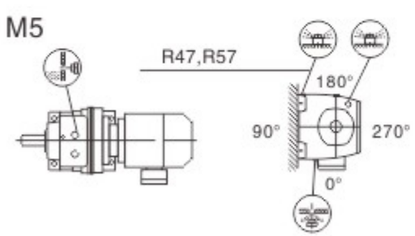

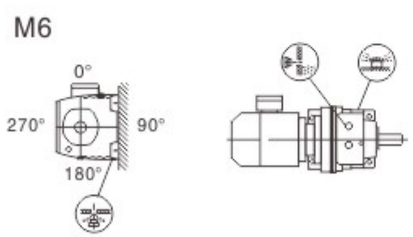

R07,R17,R27	⊗	M6
R07,R17,R27	⊗	M5
R07,R17,R27	⊗	M1, M2, M3
R47,R57	⊗	M5

动力无极限 传动更精彩 Power no limit drive even better
R系列斜齿轮减速机
R series helical gear reducer

RF07-RF167安装形式图 RF07-RF167 Mounting position example

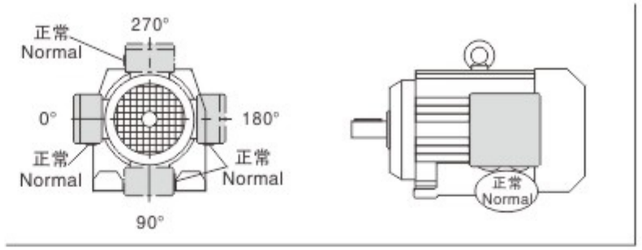

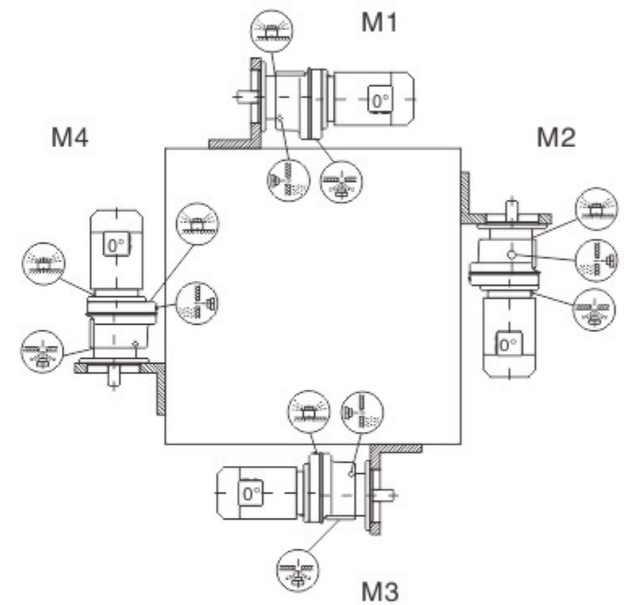

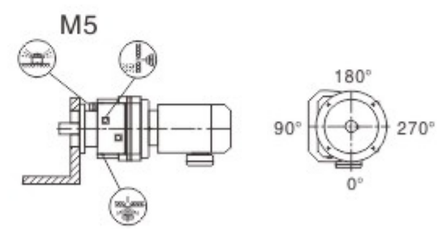

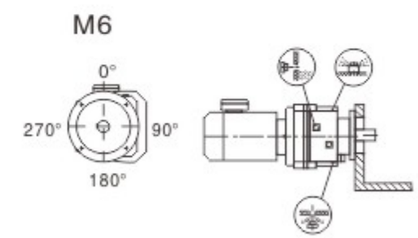

RF07,RF17,RF27	⊗	M6
RF07,RF17,RF27	⊗	M5
RF07,RF17,RF27	⊗	M1, M2, M3
RF47,RF57	⊗	M5

RX57-RX107安装形式图 RX57-RX107 Mounting position example

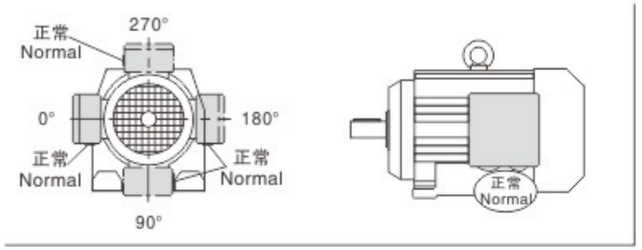

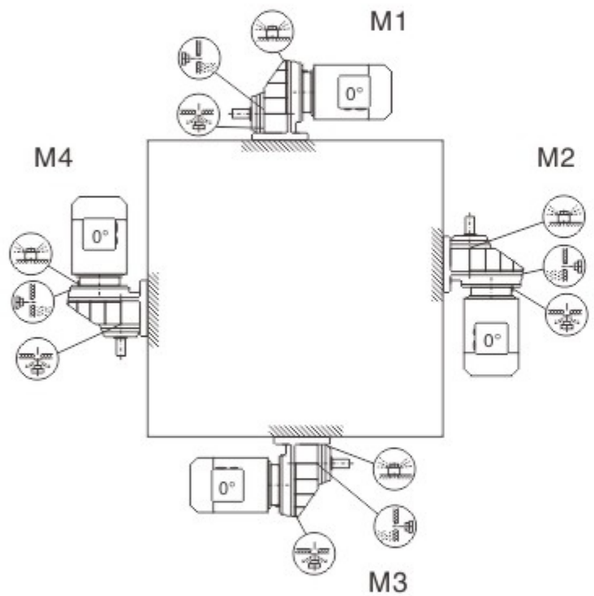

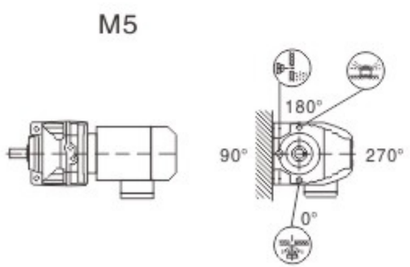

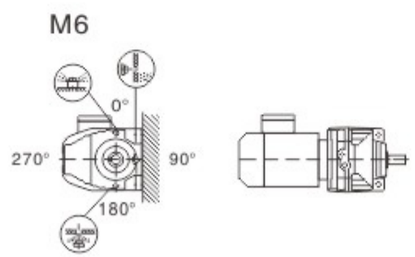

动力无极限 传动更精彩 Power no limit drive even better
R系列斜齿轮减速机
R series helical gear reducer

RXF57-RXF107安装形式图 RXF57-RXF107 Mounting position example

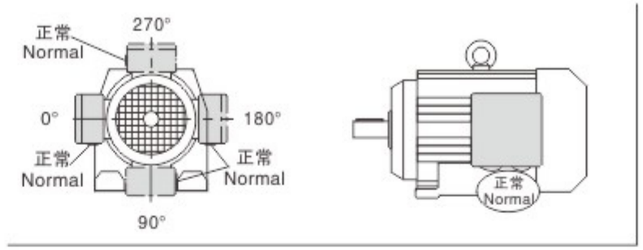

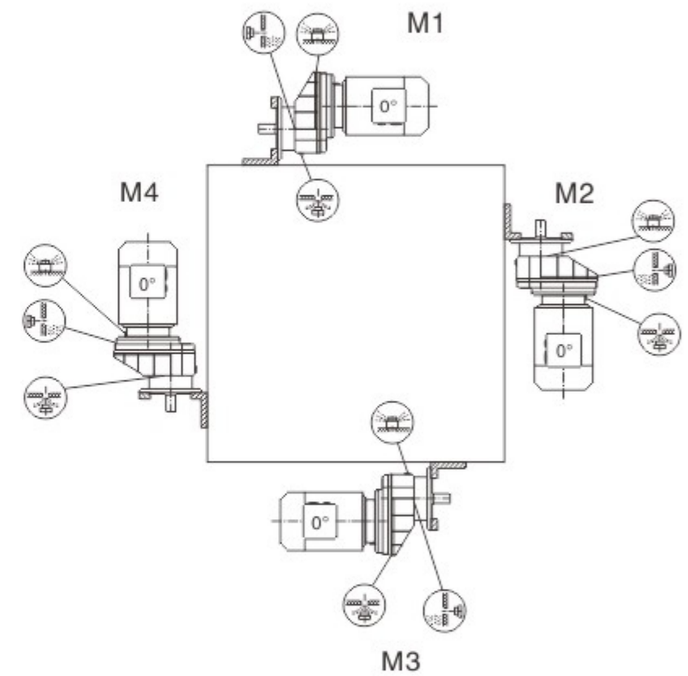

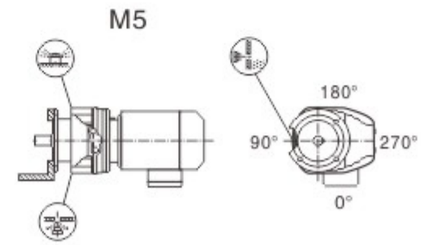

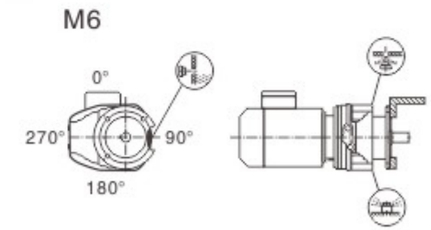

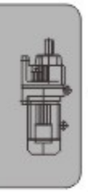

输出转速 Output speed n_a [r/min]	输出转矩 Output torque M_a [N•m]	传动比 Ratio i	径向负荷 Permitted overhung load F_{Ra} [N]	使用系数 Service factor f_B	机型号 Model	电机极数 Pole P
0.12kW						
0.06	14300	21342	58600	0.90	R 147 R77	4
0.08	12000	18210	64500	1.10	RF 147 R77	4
0.09	10300	15923	67300	1.25		
0.10	9440	14075	68600	1.40		
0.11	7630	12344	70700	1.70	R 147 R77	4
0.12	6780	11143	71500	1.90	RF 147 R77	4
0.14	6020	9743	72200	2.2		
0.16	4960	8443	73000	2.6		
0.19	4290	7307	73400	3.0		
0.21	3780	6447	73700	3.4		
0.25	3270	5568	73900	4.0		
0.11	8390	12921	52300	0.95	R 137 R77	4
0.12	7240	11712	54900	1.10	RF 137 R77	4
0.13	6430	10573	56400	1.25		
0.16	5160	8784	58200	1.55		
0.18	4270	7479	59200	1.85		
0.21	4060	6559	59500	1.95		
0.24	3330	5834	60100	2.4		
0.27	3160	5116	60200	2.5		
0.18	4500	7583	28300	0.95	R 107 R77	4
0.20	3850	6743	31700	1.10	RF 107 R77	4
0.23	3660	5914	32500	1.20		
0.27	2950	5168	35100	1.45		
0.31	2600	4435	36000	1.65		
0.35	2310	3896	36400	1.85		
0.45	1880	3039	36900	2.3		
0.35	2670	3918	35900	1.60	R 107 R77	4
0.41	2240	3343	36500	1.90	RF 107 R77	4
0.45	2030	3034	36700	2.1		
0.52	1750	2653	37000	2.5		
0.61	1500	2280	37200	2.9		
0.67	1300	2067	37400	3.3		
0.30	2950	4559	21300	1.00	R 97 R57	4
0.34	2500	4004	24100	1.20	RF 97 R57	4
0.40	2200	3481	25500	1.35		
0.29	3240	4678	3970	0.90	R 97 R57	4
0.32	2970	4309	21000	1.00	RF 97 R57	4
0.37	2510	3702	24000	1.20		
0.46	2010	3019	26400	1.50		
0.52	1750	2668	27300	1.70		
0.61	1440	2245	27700	2.1		
0.68	1280	2016	27900	2.3		
0.80	1160	1733	28100	2.6		
0.45	2020	3065	26300	1.50	R 97 R57	4
0.51	1790	2722	27100	1.65	RF 97 R57	4
0.60	1510	2311	27600	2.0		
0.66	1360	2078	27800	2.2		
0.76	1170	1823	28100	2.6		
0.87	1020	1583	28200	3.0		
0.99	860	1396	28300	3.5		
1.1	740	1228	28400	4.1		
0.48	1740	2873	15500	0.90	R 87 R57	4
0.70	1260	1961	18700	1.25	RF 87 R57	4
0.50	1850	2770	10700	0.85	R 87 R57	4
0.53	1730	2595	15600	0.90	RF 87 R57	4
0.65	1390	2129	18000	1.10		
0.72	1240	1930	18800	1.25		
0.80	1100	1733	19400	1.40		
0.79	1090	1737	19500	1.40	R 87 R57	4
0.91	960	1524	20000	1.60	RF 87 R57	4
1.1	775	1303	20000	2.0		
1.2	680	1143	20000	2.3		
1.6	555	885	20000	2.8		
1.8	485	776	20000	3.2		
2.0	430	685	20000	3.6		
2.3	345	599	20000	4.5		

输出转速 Output speed n_a [r/min]	输出转矩 Output torque M_a [N•m]	传动比 Ratio i	径向负荷 Permitted overhung load F_{Ra} [N]	使用系数 Service factor f_B	机型号 Model	电机极数 Pole P
0.12kW						
0.97	950	1430	8220	0.85	R 77 R37	4
1.1	900	1303	9080	0.90	RF 77 R37	4
1.2	770	1124	10400	1.05		
1.3	715	1047	10800	1.15		
1.5	615	915	11500	1.35		
0.99	940	1394	8660	0.85	R 77 R37	4
1.1	785	1218	10200	1.05	RF 77 R37	4
1.3	710	1084	10800	1.15		
1.5	635	940	11400	1.30		
1.7	505	821	12000	1.60		
1.9	460	731	12300	1.80		
2.1	440	646	12300	1.85		
2.7	365	520	12600	2.3	R 77 R37	4
3.1	310	451	12800	2.6	RF 77 R37	4
3.3	290	422	12800	2.8		
3.8	245	365	12900	3.3		
1.4	655	956	5950	0.90	R 67 R37	4
1.5	605	891	7480	1.00	RF 67 R37	4
1.9	490	730	8670	1.25		
2.1	425	644	9150	1.40		
2.4	375	571	9490	1.60		
2.8	315	486	9820	1.90		
1.6	565	836	7980	1.05	R 67 R37	4
1.8	475	750	8790	1.25	RF 67 R37	4
2.1	420	646	9190	1.40		
2.4	380	574	9450	1.55		
2.8	330	495	9740	1.80		
3.2	275	438	9990	2.2		
1.8	525	782	5710	0.85	R 57 R37	4
2.0	440	678	7160	1.05	RF 57 R37	4
2.3	395	604	7330	1.15		
2.6	360	537	7460	1.25		
2.9	315	471	7590	1.45		
3.9	235	357	7790	1.95		
4.3	205	319	7840	2.2		
3.8	245	359	7760	1.80	R 57 R37	4
4.3	225	324	7810	2.0	RF 57 R37	4
4.8	196	290	7860	2.3		
5.3	177	262	7890	2.5		
5.6	164	246	7910	2.8		
6.3	144	220	7940	3.1		
2.4	375	572	2500	0.80	R 47 R37	4
2.7	330	510	5140	0.90	RF 47 R37	4
3.2	275	436	5540	1.10		
3.4	255	408	5630	1.15		
4.0	210	344	5810	1.40		
2.8	355	502	3780	0.85	R 47 R37	4
3.2	300	429	5430	1.00	RF 47 R37	4
3.7	255	372	5640	1.15		
4.0	240	348	5710	1.25		
4.6	205	301	5840	1.50		
5.4	169	255	5950	1.75		
6.1	150	228	6000	2.0		
7.1	125	195	6050	2.4		
4.1	220	338	4700	0.90	R 37 R17	4
4.7	205	296	4910	1.00	RF 37 R17	4
5.3	176	259	5220	1.15		
6.1	155	228	5420	1.30		
6.9	134	199	5600	1.50		
8.0	117	172	5720	1.70		
4.2	230	328	4550	0.90	R 37 R17	4
4.8	197	289	4990	1.00	RF 37 R17	4
5.2	184	265	5130	1.10		
6.1	151	226	5470	1.35		
6.8	138	202	5570	1.45		
7.7	120	179	5700	1.65		

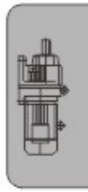

输出转速 Output speed n_a [r/min]	输出转矩 Output torque M_a [N•m]	传动比 Ratio i	径向负荷 Permitted overhung load F_{Ra} [N]	使用系数 Service factor f_B	机型号 Model	电机极数 Pole P
0.12kW						
6.0	152	229	4130	0.85	R 27 R17	4
6.9	132	200	4220	1.00	RF 27 R17	4
7.8	116	177	4290	1.10		
8.3	111	166	4310	1.15		
6.1	151	227	4130	0.85	R 27 R17	4
6.8	138	203	4200	0.95	RF 27 R17	4
7.7	121	179	4280	1.10		
8.8	102	156	4350	1.25		
4.6	250	195.24	12900	3.3	R 77	6
5.4	210	166.59	13000	3.9	RF 77	6
6.2	186	145.67	13000	4.4		
4.5	255	199.81	10100	2.4	R 67	6
4.9	235	184.07	10100	2.6	RF 67	6
5.7	200	158.14	10300	3.0		
6.5	175	137.67	10300	3.4		
7.0	164	128.97	10400	3.7		
7.9	145	113.94	10400	4.1		
6.9	166	199.81	10300	3.6	R 67	4
7.5	153	184.07	10400	3.9	RF 67	4
4.8	240	186.89	7780	1.90	R 57	6
5.2	220	172.17	7820	2.0	RF 57	6
6.1	188	147.92	7870	2.4		
7.0	164	128.77	7910	2.7		
7.5	154	120.63	7920	2.9		
8.4	136	106.58	7950	3.3		
9.1	126	98.99	7960	3.6		
7.4	155	186.89	7920	2.9	R 57	4
8.0	143	172.17	7940	3.2	RF 57	4
9.3	123	147.92	7960	3.7		
11	107	128.77	7980	4.2		
5.1	225	176.88	5760	1.35	R 47	6
5.5	210	162.94	5830	1.45	RF 47	6
6.4	178	139.99	5920	1.70		
7.4	155	121.87	5980	1.95		
7.8	147	176.88	6000	2.0	R 47	4
8.5	135	162.94	6030	2.2	RF 47	4
9.9	116	139.99	6070	2.6		
11	101	121.87	6100	3.0		
12	95	114.17	6110	3.2		
14	84	100.86	6120	3.6		
15	78	93.68	6130	3.9		
6.7	172	134.82	5270	1.15	R 37	6
7.3	157	123.66	5410	1.25	RF 37	6
8.6	134	105.28	5600	1.50		
9.9	116	90.77	5730	1.75		
11	108	84.61	5770	1.85		
12	94	73.96	5850	2.1		
10	112	134.82	5750	1.80	R 37	4
11	103	123.66	5800	1.95	RF 37	4
13	87	105.28	5880	2.3		
15	75	90.77	5930	2.7		
16	70	84.61	5950	2.8		
19	61	73.96	5980	3.3		
7.3	158	123.91	4090	0.80	R 27	6
8.5	134	105.49	4210	0.95	RF 27	6
9.9	116	90.96	4300	1.10		
11	108	84.78	4330	1.20		
12	94	74.11	4370	1.40		

输出转速 Output speed n_a [r/min]	输出转矩 Output torque M_a [N•m]	传动比 Ratio i	径向负荷 Permitted overhung load F_{Ra} [N]	使用系数 Service factor f_B	机型号 Model	电机极数 Pole P
0.12kW						
10	112	135.09	4310	1.15	R 27	4
11	103	123.91	4340	1.25	RF 27	4
13	88	105.49	4390	1.50		
15	76	90.96	4430	1.70		
16	70	84.78	4440	1.85		
19	62	74.11	4460	2.1		
20	58	69.47	4470	2.2		
23	51	61.30	4400	2.5		
25	46	55.87	4280	2.8		
29	40	48.17	4090	3.2		
31	37	44.90	4000	3.5		
11	104	81.64	300	0.80	R 17	6
13	90	70.39	1470	0.95	RF 17	6
14	84	65.61	1860	1.00		
16	73	57.35	2430	1.15		
17	68	53.76	2500	1.25		
19	60	47.44	2500	1.40		
17	68	81.64	2500	1.25	R 17	4
20	58	70.39	2500	1.45	RF 17	4
21	55	65.61	2500	1.55		
24	48	57.35	2500	1.80		
26	45	53.76	2500	1.90		
29	39	47.44	2500	2.2		
31	37	44.18	2500	2.3		
36	32	38.61	2430	2.7		
38	30	36.20	2390	2.8		
43	27	31.94	2310	3.2		
49	24	28.32	2230	3.6		
57	20	24.07	2130	4.2		
55	21	25.23	2160	4.1	R 17	4
60	19	23.15	2110	4.4	RF 17	4
70	16	19.71	2010	5.2		
81	14	16.99	1920	6.0		
87	13	15.84	1880	6.4		
100	12	13.84	1810	7.4		
106	11	12.98	1770	7.9		
121	9.5	11.45	1710	8.5		
136	8.4	10.15	1640	9.2		
160	7.2	8.63	1560	10		
183	6.3	7.55	1490	8.9		
196	5.8	7.04	1460	9.5		
224	5.1	6.15	1400	11		
239	4.8	5.76	1370	11		
271	4.2	5.09	1320	12		
306	3.7	4.51	1270	13		
360	3.2	3.83	1200	14		
227	5.0	6.07	4270	8.6	RX 67	4
267	4.3	5.18	4050	17	RXF 67	4
305	3.8	4.53	3870	22		
321	3.6	4.30	3810	22		
251	4.6	5.50	3360	8.5	RX 57	4
272	4.2	5.07	3270	8.6	RXF 57	4
317	3.6	4.35	3120	19		
364	3.1	3.79	2980	22		
389	2.9	3.55	2910	24		
440	2.6	3.14	2800	25		
474	2.4	2.91	2730	28		
523	2.2	2.64	2640	31		
582	2.0	2.37	2550	35		
676	1.7	2.04	2430	41		
719	1.6	1.92	2380	43		
835	1.4	1.65	2260	49		
0.18kW						
0.09	15500	14075	43800	0.85	R 147 R77	4
0.11	12900	12344	62800	1.00	RF 147 R77	4
0.12	11600	11143	65300	1.10		
0.14	10200	9743	67500	1.25		

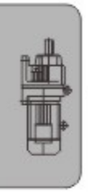

输出转速 Output speed n_a [r/min]	输出转矩 Output torque M_a [N•m]	传动比 Ratio i	径向负荷 Permitted overhung load F_{Ra} [N]	使用系数 Service factor f_a	机型号 Model	电机极数 Pole P
0.18kW						
0.16	8590	8443	69600	1.50		
0.18	7430	7307	70900	1.75		
0.20	6560	6447	71700	2.0		
0.24	5660	5568	72500	2.3	R 147 R77	4
0.27	5120	4926	72900	2.5	RF 147 R77	4
0.31	4430	4325	73300	2.9		
0.35	3900	3754	73600	3.3		
0.40	3380	3302	73800	3.8		
0.15	8930	8784	49900	0.90	R 137 R77	4
0.18	7490	7479	54400	1.05	RF 137 R77	4
0.20	6880	6559	55600	1.15		
0.23	5840	5834	57300	1.35		
0.26	5370	5116	57900	1.50	R 137 R77	4
0.30	4540	4464	58900	1.75	RF 137 R77	4
0.34	4000	3928	59500	2.0		
0.28	5260	4709	58100	1.50		
0.33	4450	4018	59000	1.80	R 137 R77	4
0.38	3850	3514	59600	2.1	RF 137 R77	4
0.40	3640	3338	59800	2.2		
0.45	3160	2929	60200	2.5		
0.30	4510	4435	28300	0.95	R 107 R77	4
0.34	3990	3896	31100	1.10	RF 107 R77	4
0.43	3190	3039	34300	1.35		
0.34	4380	3918	29000	1.00		
0.39	3700	3343	32400	1.15		
0.44	3360	3034	33700	1.30	R 107 R77	4
0.50	2910	2653	35200	1.50	RF 107 R77	4
0.58	2500	2280	36200	1.70		
0.64	2200	2067	36500	1.95		
0.66	2050	1987	36700	2.1		
0.72	1840	1827	36900	2.3	R 107 R77	4
0.83	1580	1599	37200	2.7	RF 107 R77	4
0.94	1410	1400	37300	3.1		
1.1	1210	1226	37400	3.6		
0.49	2920	2668	21500	1.05		
0.59	2420	2245	24500	1.25		
0.65	2160	2016	25700	1.40		
0.76	1920	1733	26700	1.55		
0.81	1790	1623	27200	1.70	R 97 R57	4
0.92	1570	1434	27600	1.90	RF 97 R57	4
1.1	1300	1207	27900	2.3		
1.2	1160	1084	28100	2.6		
1.4	990	934	28200	3.0		
1.5	920	878	28300	3.2		
1.8	785	755	28400	3.8		
0.49	2980	2722	20400	1.00	R 97 R57	4
0.57	2520	2311	24000	1.20	RF 97 R57	4
0.64	2270	2078	25200	1.30		
0.76	1850	1733	10800	0.85		
0.89	1650	1489	16200	0.95		
0.95	1540	1395	17000	1.00		
1.1	1350	1232	18200	1.15	R 87 R57	4
1.1	1250	1145	18700	1.25	RF 87 R57	4
1.3	1120	1037	19300	1.40		
1.4	1000	931	19800	1.55		
1.6	850	802	20000	1.85		
0.76	1850	1737	11200	0.85		
0.87	1620	1524	16400	0.95		
1.0	1350	1303	18200	1.15	R 87 R57	4
1.2	1180	1143	19100	1.30	RF 87 R57	4
1.5	940	885	20000	1.65		
1.7	830	776	20000	1.90		
1.5	950	858	8100	0.85		
1.7	830	757	9800	1.00	R 77 R37	4
2.0	735	671	10700	1.10	RF 77 R37	4
2.3	620	571	11400	1.35		

输出转速 Output speed n_a [r/min]	输出转矩 Output torque M_a [N•m]	传动比 Ratio i	径向负荷 Permitted overhung load F_{Ra} [N]	使用系数 Service factor f_a	机型号 Model	电机极数 Pole P
0.18kW						
1.6	870	821	9480	0.95		
1.8	780	731	10300	1.05		
2.0	720	646	10800	1.15		
2.4	625	560	11400	1.30	R 77 R37	4
2.7	530	488	11900	1.55	RF 77 R37	4
3.0	470	436	12200	1.75		
3.5	405	373	12500	2.0		
4.0	355	327	12600	2.3		
4.6	320	289	12800	2.6		
2.3	625	571	7260	0.95	R 67 R37	4
2.7	525	486	7350	1.15	RF 67 R37	4
2.3	635	574	7140	0.95		
2.7	545	495	8160	1.10		
3.0	465	438	8860	1.30	R 67 R37	4
3.4	415	388	9250	1.45	RF 67 R37	4
3.8	380	344	9470	1.60		
4.5	310	294	9840	1.95		
5.1	280	261	9960	2.1		
2.9	490	454	6910	0.90	R 57 R37	4
3.2	445	410	7130	1.00	RF 57 R37	4
2.8	520	471	6000	0.85		
3.7	390	357	7350	1.15		
4.1	345	319	7500	1.30	R 57 R37	4
4.8	290	273	7650	1.55	RF 57 R37	4
5.5	255	241	7750	1.75		
6.1	225	215	7800	2.0		
3.7	405	359	7280	1.10		
4.1	365	324	7430	1.25		
4.6	325	290	7560	1.40		
5.0	295	262	7650	1.55	R 57 R37	4
5.3	275	246	7700	1.65	RF 57 R37	4
6.0	240	220	7770	1.85		
7.0	205	188	7840	2.2		
8.3	172	159	7900	2.6		
4.4	335	301	4780	0.90		
5.2	285	255	5510	1.05	R 47 R37	4
5.8	250	228	5660	1.20	RF 47 R37	4
6.8	210	195	5810	1.40		
6.6	220	199	4650	0.90	R 37 R17	4
7.7	192	172	5040	1.05	RF 37 R17	4
8.8	167	150	5320	1.20		
5.8	250	226	2090	0.80		
6.5	230	202	4560	0.90	R 37 R17	4
7.4	200	179	4950	1.10	RF 37 R17	4
8.5	171	156	5270	1.15		
9.4	153	141	4120	0.85		
11	135	124	4210	0.95	R 27 R17	4
12	121	110	4280	1.10	RF 27 R17	4
14	102	94	4350	1.30		
9.8	148	135	4150	0.90		
11	134	118	4210	0.95	R 27 R17	4
13	117	104	4290	1.10	RF 27 R17	4
15	101	90	4350	1.30		
4.5	385	195.24	12500	2.1	R 77	6
5.2	330	166.59	12700	2.5	RF 77	6
6.0	290	145.67	12800	2.8	R 77	6
6.3	275	138.39	12900	3.0	RF 77	6
7.2	240	121.42	12900	3.4		
6.8	255	195.24	12900	3.2		
7.9	215	166.59	13000	3.8	R 77	4
9.1	190	145.67	13000	4.3	RF 77	4
9.5	180	138.39	13000	4.6		

动力无极限 传动更精彩 Power no limit drive even better
R系列斜齿轮减速机
R series helical gear reducer

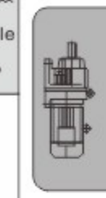

输出转速 Output speed n_a [r/min]	输出转矩 Output torque M_a [N•m]	传动比 Ratio i	径向负荷 Permitted overhung load F_{Ra} [N]	使用系数 Service factor f_a	机型号 Model	电机极数 Pole P
0.18kW						
4.3	395	199.81	9370	1.50		
4.7	365	184.07	9560	1.65		
5.5	310	158.14	9830	1.90		
6.3	270	137.67	10000	2.2		
6.8	255	128.97	10100	2.3		
7.6	225	113.94	10200	2.7	R 67	6
8.2	210	105.83	10200	2.9	RF 67	6
9.1	190	95.91	10300	3.2		
10	170	86.11	10300	3.5		
12	147	74.17	10400	4.1		
12	138	69.75	10400	4.3		
6.6	260	119.81	10100	2.3		
7.2	240	184.07	10100	2.5		
8.4	205	158.14	10200	2.9		
9.6	179	137.67	10300	3.3	R 67	4
10	168	128.97	10300	3.6	RF 67	4
12	148	113.94	10400	4.0		
12	138	105.83	10400	4.3		
4.7	370	186.89	7420	1.20		
5.1	340	172.17	7510	1.30		
5.9	290	147.92	7650	1.55	R 57	6
6.8	255	128.77	7740	1.75	RF 57	6
7.2	240	120.63	7780	1.90		
7.1	245	186.89	7770	1.85		
7.7	225	172.17	7810	2.0		
8.9	193	147.92	7870	2.3		
10	168	128.77	7900	2.7	R 57	4
11	157	120.63	7920	2.9	RF 57	4
12	139	106.58	7940	3.2		
13	129	98.99	7950	3.5		
15	117	89.71	7970	3.8		
7.5	230	176.88	5740	1.30		
8.1	210	162.94	5810	1.40		
9.4	182	139.99	5910	1.65		
11	159	121.87	5980	1.90		
12	149	114.17	6000	2.0	R 47	4
13	131	100.86	6040	2.3	RF 47	4
14	122	93.68	6060	2.5		
16	111	84.90	6080	2.7		
17	99	76.23	6100	3.0		
7.0	245	123.66	3060	0.80		
8.3	210	105.28	4840	0.95	R 37	6
9.6	179	90.77	5190	1.10	RF 37	6
10	167	84.61	5310	1.20		
9.8	176	134.82	5230	1.15		
11	161	123.66	5370	1.25		
13	137	105.28	5580	1.45		
15	118	90.77	5710	1.70		
16	110	84.61	5760	1.80	R 37	4
18	96	73.96	5840	2.1	RF 37	4
19	90	69.33	5870	2.2		
22	80	61.18	5920	2.5		
24	73	55.76	5940	2.6		
27	63	48.08	5960	3.2		

输出转速 Output speed n_a [r/min]	输出转矩 Output torque M_a [N•m]	传动比 Ratio i	径向负荷 Permitted overhung load F_{Ra} [N]	使用系数 Service factor f_a	机型号 Model	电机极数 Pole P
0.18kW						
11	161	123.91	4070	0.80		
13	137	105.49	4200	0.95		
15	118	90.96	4280	1.10		
16	110	84.78	4320	1.20		
18	97	74.11	4370	1.35		
19	91	69.47	4380	1.45		
22	80	61.30	4320	1.65	R 27	4
24	73	55.87	4210	1.80	RF 27	4
27	63	48.17	4040	2.1		
29	59	44.90	3960	2.2		
34	51	39.25	3810	2.5		
36	48	36.79	3740	2.7		
41	42	32.47	3610	3.1		
46	38	28.78	3480	3.5		
54	32	24.47	3310	4.1		
47	37	28.37	3470	3.5		
51	34	26.09	3380	3.8		
59	29	22.32	3220	4.5	R 27	4
68	25	19.35	3090	5.2	RF 27	4
73	24	18.08	3020	5.5		
84	20	15.63	2890	6.4		
99	17	13.28	2750	7.5		
16	106	81.64	46	0.80		
19	92	70.39	1330	0.95		
20	85	65.61	1740	1.00		
23	75	57.35	2350	1.15		
25	70	53.76	2500	1.20		
28	62	47.44	2450	1.40	R 17	4
30	58	44.18	2410	1.50	RF 17	4
34	50	38.61	2340	1.70		
36	47	36.20	2300	1.80		
41	42	31.94	2240	2.0		
47	37	28.32	2170	2.3		
55	31	24.07	2080	2.7		
34	50	25.23	2330	1.70	R 17	6
38	46	23.15	2290	1.85	RF 17	6
44	39	19.71	2200	2.2		
52	33	25.23	2110	2.6		
57	30	23.15	2060	2.8		
67	26	19.71	1970	3.3		
78	22	16.99	1890	3.6		
83	21	15.84	1860	4.1		
95	18	13.84	1790	4.7		
102	17	12.98	1760	5.0		
115	15	11.45	1690	5.4	R 17	4
130	13	10.15	1640	5.8	RF 17	4
153	11	8.63	1560	6.4		
175	9.8	7.55	1480	5.7		
188	9.2	7.04	1450	6.0		
215	8.0	6.15	1390	6.8		
229	7.5	5.76	1370	7.1		
259	6.6	5.09	1320	7.7		
293	5.9	4.51	1270	8.1		
344	5.0	3.83	1210	9.0		
268	6.4	10.15	1310	12		
315	5.5	8.63	1250	13		
360	4.8	7.55	1190	12		
387	4.4	7.04	1160	13	R 17	2
442	3.9	6.15	1120	14	RF 17	2
472	3.6	5.76	1090	15		
535	3.2	5.09	1050	16		
603	2.8	4.51	1010	17		
710	2.4	3.83	960	19		
143	12	6.07	4940	3.6		
168	10	5.18	4690	7.3	RX 67	6
192	8.9	4.53	4490	9.2	RXF 67	6
202	8.5	4.30	4410	9.4		

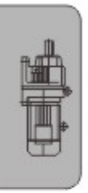

输出转速 Output speed n_2 [r/min]	输出转矩 Output torque M_2 [N · m]	传动比 Ratio i	径向负荷 Permitted overhung load F_{Ra} [N]	使用系数 Service factor f_B	机型号 Model	电机极数 Pole P
0.18kW						
218	7.9	6.07	4310	5.4		
255	6.7	5.18	4090	11		
292	5.9	4.53	3920	14		
307	5.6	4.30	3850	14		
350	4.9	3.77	3690	18		
413	4.2	3.20	3500	24	RX 67	4
457	3.8	2.89	3380	28	RXF 67	4
519	3.3	2.54	3240	36		
550	3.1	2.40	3180	40		
646	2.7	2.04	3020	50		
158	11	5.50	3880	3.6		
172	10	5.07	3780	3.6	RX 57	6
200	8.6	4.35	3600	7.9	RXF 57	6
230	7.5	3.79	3440	9.2		
240	7.2	5.50	3400	5.4		
261	6.6	5.07	3310	5.4		
303	5.7	4.35	3150	12		
348	4.9	3.79	3010	14		
372	4.6	3.55	2950	15		
421	4.1	3.14	2830	16	RX 57	4
453	3.8	2.91	2760	18	RXF 57	4
500	3.4	2.64	2670	20		
557	3.1	2.37	2580	22		
647	2.7	2.04	2460	26		
688	2.5	1.92	2410	28		
799	2.2	1.65	2290	31		
0.25kW						
0.13	15000	9743	50700	0.85		
0.15	12700	8443	63200	1.00		
0.18	11000	7307	66300	1.20		
0.20	9700	6447	68200	1.35	R 147 R77	4
0.23	8380	5568	69900	1.55	RF 147 R77	4
0.26	7520	4926	70800	1.75		
0.30	6540	4325	71800	2.0		
0.35	5730	3754	72400	2.3		
0.39	4990	3302	73000	2.6		
0.45	4360	2898	73300	3.0		
0.22	8680	5834	51000	0.90		
0.25	7860	5116	53700	1.00	R 137 R77	4
0.29	6720	4464	55900	1.20	RF 137 R77	4
0.33	5910	3928	57200	1.35		
0.28	7600	4709	54200	1.05		
0.32	6440	4018	56300	1.25	R 137 R77	4
0.37	5590	3514	57600	1.45	RF 137 R77	4
0.39	5290	3338	58000	1.50		
0.44	4610	2929	58900	1.75		
0.49	4090	2658	59400	1.95		
0.54	3710	2412	59800	2.2		
0.63	3190	2073	60200	2.5	R 137 R77	4
0.71	2760	1839	60500	2.9	RF 137 R77	4
0.93	2130	1397	60900	3.8		
1.1	1850	1226	61000	4.3		
0.43	4670	3039	27300	0.90	R 107 R77	4
					RF 107 R77	4
0.43	4860	3034	20600	0.90	R 107 R77	4
					RF 107 R77	4
0.65	3030	1987	34800	1.40		
0.71	2740	1827	35700	1.55		
0.81	2370	1599	36300	1.80	R 107 R77	4
0.93	2100	1400	36700	2.0	RF 107 R77	4
1.1	1810	1226	37000	2.4		
1.4	1410	939	37300	3.0		
1.6	1220	822	37400	3.5		
0.64	3160	2016	12400	0.95	R 97 R57	4
0.75	2780	1733	22500	1.10	RF 97 R57	4
0.80	2590	1623	23600	1.15		

输出转速 Output speed n_2 [r/min]	输出转矩 Output torque M_2 [N · m]	传动比 Ratio i	径向负荷 Permitted overhung load F_{Ra} [N]	使用系数 Service factor f_B	机型号 Model	电机极数 Pole P
0.25kW						
0.71	2870	1823	21800	1.05		
0.82	2490	1583	24100	1.20		
0.93	2160	1396	25700	1.40		
1.1	1880	1228	26800	1.60	R 97 R57	4
1.2	1700	1069	27400	1.75	RF 97 R57	4
1.4	1480	938	27700	2.0		
1.6	1260	824	27900	2.4		
1.8	1130	737	28100	2.7		
2.1	970	632	28300	3.1		
1.1	1810	1145	13800	0.85		
1.2	1630	1037	16300	0.95	R 87 R57	4
1.4	1460	931	17500	1.05	RF 87 R57	4
1.6	1250	802	18700	1.25		
1.1	1750	1143	15400	0.90		
1.5	1380	885	18000	1.10		
1.7	1210	776	18900	1.30		
1.9	1070	685	19600	1.45	R 87 R57	4
2.2	900	599	20000	1.70	RF 87 R57	4
2.5	795	525	20000	1.95		
2.8	695	456	20000	2.2		
4.9	405	268	20000	3.8		
2.3	900	571	9110	0.90	R 77 R37	4
					RF 77 R37	4
2.3	900	560	9110	0.90		
2.7	775	488	10300	1.05		
3.0	690	436	11000	1.20		
3.5	590	373	11600	1.40	R 77 R37	4
4.0	520	327	12000	1.60	RF 77 R37	4
4.5	460	289	12300	1.80		
5.0	410	260	12400	2.0		
5.8	345	224	12700	2.4		
3.3	605	388	7490	1.00		
3.8	550	344	8120	1.10		
4.4	455	294	8950	1.30	R 67 R37	4
5.0	410	261	9260	1.45	RF 67 R37	4
5.6	370	234	9520	1.60		
6.5	315	200	9820	1.90		
7.4	270	176	10000	2.2		
8.2	245	158	10100	2.5		
3.4	630	384	7220	0.95		
3.6	585	359	7730	1.05		
4.2	505	310	8560	1.20	R 67 R37	4
4.9	425	264	9180	1.40	RF 67 R37	4
5.5	375	235	9480	1.60		
5.5	320	201	9790	1.90		
7.2	290	181	9940	2.1		
4.1	505	319	6590	0.90		
4.8	425	273	7200	1.05		
5.4	375	241	7410	1.20	R 57 R37	4
6.1	335	215	7540	1.35	RF 57 R37	4
6.9	295	187	7650	1.55		
7.9	255	164	7740	1.75		
9.2	220	142	7810	2.0		
4.0	530	324	5580	0.85		
4.5	470	290	7010	0.95	R 57 R37	4
5.0	425	262	7210	1.05	RF 57 R37	4
5.3	395	246	7320	1.15		
5.9	355	220	7470	1.30		
5.7	365	228	3070	0.80		
6.7	310	195	5370	0.95	R 47 R37	4
7.1	290	182	5480	1.05	RF 47 R37	4
8.5	240	154	5700	1.25		
8.7	240	150	3420	0.85		
10	205	130	4870	0.95	R 37 R17	4
10	196	124	5000	1.00	RF 37 R17	4
12	174	110	5250	1.15		
14	148	94	5490	1.35		

动力无极限 传动更精彩 Power no limit drive even better
R系列斜齿轮减速机
R series helical gear reducer

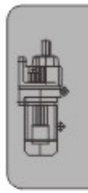

输出转速 Output speed n_2 [r/min]	输出转矩 Output torque M_2 [N · m]	传动比 Ratio i	径向负荷 Permitted overhung load F_{Ra} [N]	使用系数 Service factor f_B	机型号 Model	电机极数 Pole P
0.25kW						
8.4	250	156	2350	0.80		
9.7	215	135	4740	0.95	R 37 R17	4
10	210	127	4840	0.95	RF 37 R17	4
13	169	104	5290	1.20		
14	146	90	5500	1.35		
2.3	1020	289.74	28200	3.0	R 97	8
2.7	900	255.71	28300	3.3	RF 97	8
2.8	850	241.25	28400	3.5		
3.1	760	216.28	28400	4.0		
2.8	870	246.54	20000	1.80		
3.1	760	216.54	20000	2.0	R 87	8
3.3	720	205.71	20000	2.2	RF 87	8
3.7	640	181.77	20000	2.4		
4.1	585	166.59	11600	1.40		
4.7	510	145.67	12000	1.60	R 77	8
4.9	485	138.39	12100	1.70	RF 77	8
5.6	425	121.42	12400	1.90		
4.5	530	195.24	11900	1.55	R 77	6
5.3	450	166.59	12300	1.80	RF 77	6
6.0	395	145.67	12500	2.1		
6.7	360	195.24	12600	2.3		
7.8	305	166.59	12800	2.7	R 77	4
8.9	270	145.67	12900	3.1	RF 77	4
9.4	255	138.39	12900	3.2		
11	225	121.42	13000	3.7		
4.3	555	158.14	8060	1.10		
4.9	485	137.67	8730	1.25	R 67	8
5.3	455	128.97	8970	1.35	RF 67	8
6.0	400	113.94	9340	1.50		
4.4	540	199.81	8190	1.10		
4.8	500	184.07	8590	1.20		
5.6	430	158.14	9140	1.40		
6.4	375	137.67	9500	1.60	R 67	6
6.8	350	128.97	9630	1.70	RF 67	6
7.7	310	113.94	9840	1.95		
8.3	285	105.83	9940	2.1		
6.5	365	199.81	9540	1.65		
7.1	340	184.07	9700	1.80		
8.2	290	158.14	9930	2.1		
9.4	255	137.67	10100	2.4		
10	235	128.94	10100	2.5	R 67	4
11	210	113.94	10200	2.9	RF 67	4
12	194	105.83	10300	3.1		
14	176	95.91	10300	3.4		
15	158	86.11	10400	3.8		
4.7	505	186.89	6450	0.90		
5.1	465	172.17	7030	0.95		
5.9	400	147.92	7300	1.10		
6.8	350	128.77	7480	1.30	R 57	6
7.3	325	120.63	7550	1.35	RF 57	6
8.3	290	106.58	7660	1.55		
8.9	270	98.99	7710	1.70		
7.0	345	186.89	7500	1.30		
7.6	315	172.17	7590	1.40		
8.8	270	147.92	7700	1.65		
10	235	128.77	7780	1.90		
11	220	120.63	7810	2.0		
12	196	106.58	7860	2.3	R 57	4
13	182	98.99	7880	2.5	RF 57	4
14	165	89.71	7910	2.7		
16	148	80.55	7930	3.0		
19	127	69.23	7960	3.5		

输出转速 Output speed n_2 [r/min]	输出转矩 Output torque M_2 [N · m]	传动比 Ratio i	径向负荷 Permitted overhung load F_{Ra} [N]	使用系数 Service factor f_B	机型号 Model	电机极数 Pole P
0.25kW						
7.3	325	176.88	5280	0.90		
8.0	300	162.94	5420	1.00		
9.3	255	139.99	5630	1.15		
11	225	121.87	5770	1.35		
11	210	114.17	5820	1.45		
13	185	100.86	5900	1.60		
14	172	93.68	5940	1.75	R 47	4
15	156	84.90	5980	1.90	RF 47	4
17	140	76.23	6020	2.1		
19	126	68.54	6050	2.4		
20	118	64.21	6070	2.5		
23	104	56.73	6090	2.9		
25	97	52.69	6100	3.1		
27	88	47.75	6080	3.4		
9.6	250	134.82	2630	0.80		
11	225	123.66	4560	0.90		
12	193	105.28	5030	1.05		
14	167	90.77	5320	1.20		
15	155	84.61	5420	1.30		
18	136	73.96	5590	1.45		
19	127	69.33	5650	1.55	R 37	4
21	112	61.18	5750	1.80	RF 37	4
23	102	55.76	5800	1.95		
27	88	48.08	5870	2.3		
29	82	44.81	5760	2.4		
33	72	39.17	5540	2.8		
35	67	36.72	5430	3.0		
40	60	32.40	5230	3.4		
15	156	84.78	4100	0.85		
18	136	74.11	4210	0.95		
19	128	69.47	4250	1.00		
21	113	61.30	4190	1.15		
23	103	55.87	4090	1.25		
27	89	48.17	3940	1.45	R 27	4
29	83	44.90	3870	1.60	RF 27	4
33	72	39.25	3730	1.80		
35	68	36.79	3670	1.90		
40	60	32.47	3540	2.2		
45	53	28.78	3420	2.5		
53	45	24.47	3270	2.9		
46	52	28.37	3410	2.5		
50	48	26.09	3330	2.7		
58	41	22.32	3180	3.2		
67	36	19.35	3050	3.7		
72	33	18.08	2990	3.9		
83	29	15.63	2860	4.5		
98	24	13.28	2730	5.3		
110	22	11.86	2630	5.9		
128	19	10.13	2510	6.6	R 27	4
138	17	9.41	2440	7.1	RF 27	4
159	15	8.16	2330	7.7		
170	14	7.63	2290	8.0		
197	12	6.59	2180	8.8		
232	10	5.60	2080	9.6		
260	9.2	5.00	2000	10		
304	7.8	4.27	1910	11		
325	7.3	4.00	1870	12		
386	6.2	3.37	1770	13		
23	105	57.35	156	0.80		
24	99	53.76	785	0.85		
27	87	47.44	1630	1.00		
29	81	44.18	2000	1.05	R 17	4
34	71	38.61	2200	1.20	RF 17	4
36	67	36.20	2180	1.30		
41	59	31.94	2130	1.45		
46	52	28.32	2070	1.65		
54	44	24.07	2000	1.90		

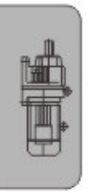

输出转速 Output speed n_a [r/min]	输出转矩 Output torque M_a [N·m]	传动比 Ratio i	径向负荷 Permitted overhung load F_{Ra} [N]	使用系数 Service factor f_a	机型号 Model	电机极数 Pole P
0.25kW						
52	46	25.23	2020	1.85		
56	43	23.15	1980	2.0		
66	36	19.71	1910	2.3		
77	31	16.99	1840	2.7		
82	29	15.84	1810	2.9		
94	25	13.84	1750	3.3		
100	24	12.98	1720	3.6		
114	21	11.45	1660	3.9	R 17	4
128	19	10.15	1600	4.1	RF 17	4
151	16	8.63	1530	4.6		
172	14	7.55	1450	4.0		
185	13	7.04	1420	4.3		
211	11	6.15	1370	4.8		
226	11	5.76	1350	5.0		
256	9.3	5.09	1300	5.5		
288	8.3	4.51	1250	5.8		
339	7.0	3.83	1190	6.4		
433	5.5	6.15	1110	9.8		
461	5.2	5.76	1090	10	R 17	2
523	4.6	5.09	1050	11	RF 17	2
590	4.0	4.51	1010	12		
694	3.4	3.83	960	13		
145	17	6.07	4890	2.6		
170	14	5.18	4650	5.4	RX 67	6
194	12	4.53	4450	6.7	RXF 67	6
205	12	4.30	4380	6.8		
214	11	6.07	4310	3.9		
251	9.5	5.18	4100	7.9		
287	8.3	4.53	3920	9.9		
302	7.9	4.30	3860	10		
345	6.9	3.77	3700	13	RX 67	4
406	5.9	3.20	3500	17	RXF 67	4
450	5.3	2.89	3390	20		
511	4.7	2.54	3250	25		
542	4.4	2.40	3190	28		
636	3.8	2.04	3020	35		
160	15	5.50	3840	2.6		
174	14	5.07	3740	2.6	RX 57	6
202	12	4.35	3560	5.8	RXF 57	6
232	10	3.79	3410	6.7		
236	10	5.50	3390	3.9		
257	9.3	5.07	3300	3.9		
299	8.0	4.35	3150	8.5		
343	7.0	3.79	3010	9.9		
366	6.5	3.55	2950	11		
414	5.8	3.14	2830	11	RX 57	4
446	5.3	2.91	2760	13	RXF 57	4
492	4.8	2.64	2680	14		
548	4.4	2.37	2580	16		
637	3.7	2.04	2460	19		
677	3.5	1.92	2410	20		
787	3.0	1.65	2300	23		
0.37kW						
0.19	15800	7307	39000	0.80		
0.21	14000	6447	60600	0.95		
0.25	12100	5568	64400	1.10	R 147 R77	4
0.28	10800	4926	66600	1.20	RF 147 R77	4
0.32	9400	4325	68600	1.40		
0.37	8210	3754	70100	1.60		
0.42	7180	3302	71200	1.80		
0.48	6280	2898	72000	2.1		
0.31	9570	4464	40700	0.85	R 137 R77	4
0.35	8510	3928	51800	0.95	RF 137 R77	4
0.34	9140	4018	48900	0.90		
0.39	7950	3514	53500	1.00		
0.41	7540	3338	54300	1.05	R 137 R77	4
0.47	6580	2929	56100	1.20	RF 137 R77	4
0.56	5540	2484	57700	1.45		
0.62	4980	2242	58400	1.60		

输出转速 Output speed n_a [r/min]	输出转矩 Output torque M_a [N·m]	传动比 Ratio i	径向负荷 Permitted overhung load F_{Ra} [N]	使用系数 Service factor f_a	机型号 Model	电机极数 Pole P
0.37kW						
0.52	5880	2658	57200	1.35		
0.57	5330	2412	58000	1.50		
0.67	4580	2073	58900	1.75		
0.75	3990	1839	59500	2.0	R 137 R77	4
0.99	3070	1397	60300	2.6	RF 137 R77	4
1.1	2670	1226	60600	3.0		
1.3	2400	1090	60700	3.3		
1.5	2090	951	60900	3.8		
0.67	4610	2067	27700	0.95		
0.82	3760	1693	32100	1.15		
0.89	3410	1550	33500	1.25	R 107 R77	4
0.98	3090	1407	34600	1.40	RF 107 R77	4
1.1	2660	1209	35900	1.60		
1.3	2320	1055	36400	1.85		
0.69	4370	1987	29100	1.00		
0.76	3970	1827	31100	1.10		
0.86	3440	1599	33400	1.25	R 107 R77	4
0.99	3040	1400	34800	1.40	RF 107 R77	4
1.1	2640	1226	36000	1.65		
1.5	2040	939	36700	2.1		
1.7	1770	822	37000	2.4		
0.96	3240	1434	4430	0.95	R 97 R57	4
1.1	2710	1207	22900	1.10	RF 97 R57	4
1.3	2430	1084	24500	1.25		
0.99	3100	1396	15400	0.95		
1.1	2710	1228	22900	1.10		
1.3	2410	1069	24500	1.25		
1.5	2110	938	25900	1.40		
1.7	1820	824	27100	1.65	R 97 R57	4
1.9	1630	737	27500	1.85	RF 97 R57	4
2.2	1390	632	27800	2.2		
3.2	960	431	28300	3.1		
3.6	840	379	28400	3.6		
4.1	745	336	28400	4.0		
1.7	1780	802	15100	0.85	R 87 R57	4
1.8	1670	754	16000	0.95	RF 87 R57	4
2.1	1430	649	17700	1.10		
1.8	1730	776	15500	0.90		
2.0	1530	685	17100	1.00		
2.3	1310	599	18400	1.20	R 87 R57	4
2.6	1150	525	19200	1.35	RF 87 R57	4
3.0	1000	456	19800	1.55		
5.2	585	268	20000	2.7		
5.8	515	236	20000	3.0		
2.6	1230	538	18800	1.25		
2.9	1080	472	19500	1.45	R 87 R57	4
3.5	910	400	20000	1.70	RF 87 R57	4
3.8	810	361	20000	1.90		
3.2	980	436	5390	0.85		
3.7	840	373	9720	0.95		
4.2	740	327	10600	1.10		
4.8	655	289	11200	1.25	R 77 R37	4
5.3	585	260	11600	1.40	RF 77 R37	4
6.2	500	224	12100	1.65		
7.0	435	197	12400	1.90		
8.1	380	169	12600	2.2		
9.3	335	149	12700	2.5		
4.7	650	294	6230	0.90		
5.3	585	261	7710	1.00	R 67 R37	4
5.9	525	234	8340	1.15	RF 67 R37	4
6.9	450	200	9010	1.35		
2.7	1330	255.71	27900	2.3		
2.8	1250	241.25	28000	2.4	R 97 8	
3.1	1120	216.28	28100	2.7	RF 97 8	
3.7	970	186.30	28300	3.1		

动力无极限 传动更精彩 Power no limit drive even better
R系列斜齿轮减速机
R series helical gear reducer

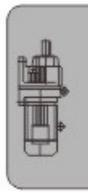

输出转速 Output speed n_a [r/min]	输出转矩 Output torque M_a [N·m]	传动比 Ratio i	径向负荷 Permitted overhung load F_{Ra} [N]	使用系数 Service factor f_a	机型号 Model	电机极数 Pole P
0.37kW						
3.1	1140	289.74	28100	2.6		
3.5	1000	255.71	28200	3.0	R 97	6
3.7	950	241.25	28300	3.2	RF 97	6
4.2	850	216.28	28400	3.5		
3.1	1130	216.54	19300	1.40	R 87	8
3.3	1070	205.71	19600	1.45	RF 87	8
3.7	940	181.77	20000	1.65		
3.7	970	246.54	20000	1.60		
4.2	850	216.54	20000	1.80		
4.4	810	205.71	20000	1.90	R 87	6
4.9	715	181.77	20000	2.2	RF 87	6
5.8	610	155.34	20000	2.5		
6.3	560	142.41	20000	2.8		
4.7	755	145.67	10500	1.10	R 77	8
4.9	720	138.39	10800	1.15	RF 77	8
5.6	630	121.42	11400	1.30		
5.4	655	166.59	11200	1.25	R 77	6
6.2	570	145.67	11700	1.45	RF 77	6
6.5	545	138.39	11900	1.50		
7.1	500	195.24	12100	1.65		
8.3	425	166.59	12400	1.90		
9.5	375	145.67	12600	2.2	R 77	4
10	355	138.39	12600	2.3	RF 77	4
11	310	121.42	12800	2.6		
13	265	102.99	12900	3.1		
15	240	92.97	12900	3.5		
5.7	620	158.14	7300	0.95		
6.5	540	137.67	8210	1.10	R 67	6
7.0	505	128.97	8530	1.20	RF 67	6
7.9	445	113.94	9010	1.35		
6.9	510	199.81	8480	1.15		
7.5	470	184.07	8820	1.25		
8.7	405	158.14	9310	1.50		
10	355	137.67	9620	1.70		
11	330	128.97	9740	1.80		
12	290	113.94	9920	2.1	R 67	4
13	270	105.83	10000	2.2	RF 67	4
14	245	95.91	10100	2.4		
16	220	86.11	10200	2.7		
19	190	74.17	10300	3.2		
20	179	69.75	10300	3.4		
23	157	61.26	10400	3.8		
24	146	56.89	10400	4.1		
7.0	505	128.77	6510	0.90		
7.5	475	120.63	7000	0.95	R 57	6
8.4	420	106.58	7240	1.10	RF 57	6
9.1	390	98.99	7350	1.15		
7.4	480	186.89	6980	0.95		
8.0	440	172.17	7140	1.00		
9.3	380	147.92	7390	1.20		
11	330	128.77	7550	1.35		
11	310	120.63	7610	1.45		
13	275	106.58	7700	1.65		
14	255	98.99	7750	1.80	R 57	4
15	230	89.71	7800	1.95	RF 57	4
17	205	80.55	7840	2.2		
20	177	69.23	7890	2.5		
21	166	64.85	7910	2.7		
24	147	57.29	7760	3.1		
26	136	53.22	7600	3.3		
29	124	48.23	7380	3.6		

输出转速 Output speed n_a [r/min]	输出转矩 Output torque M_a [N·m]	传动比 Ratio i	径向负荷 Permitted overhung load F_{Ra} [N]	使用系数 Service factor f_a	机型号 Model	电机极数 Pole P
0.37kW						
9.9	360	139.99	3490	0.85		
11	310	121.87	5350	0.95		
12	290	114.17	5460	1.05		
14	260	100.86	5630	1.15		
15	240	93.68	5700	1.25		
16	215	84.90	5790	1.40		
18	195	76.23	5870	1.55		
20	176	68.54	5930	1.70	R 47	4
21	164	64.21	5960	1.80	RF 47	4
24	145	56.73	6010	2.1		
26	135	52.69	5990	2.2		
29	122	47.75	5820	2.5		
32	110	42.87	5650	2.7		
37	95	36.93	5410	3.2		
40	89	34.73	5310	3.4		
41	87	33.79	5270	2.8		
44	80	31.12	5150	2.8	R 47	4
52	69	26.74	4920	4.4	RF 47	4
59	60	23.28	4720	5.0		
63	56	21.81	4620	5.4		
15	230	90.77	4250	0.85	R 47	4
16	215	84.61	4720	0.90	RF 47	4
19	189	73.96	5070	1.05		
20	178	69.33	5210	1.15		
23	157	61.18	5410	1.30		
25	143	55.76	5530	1.40		
29	123	48.08	5590	1.60		
31	115	44.81	5480	1.75	R 37	4
35	100	39.17	5290	2.0	RF 37	4
38	94	36.72	5190	2.1		
43	83	32.40	5010	2.4		
48	74	28.73	4850	2.7		
57	63	24.42	4620	3.2		
49	73	27.32	4830	2.8		
53	67	26.03	4710	2.8	R 37	4
62	57	22.27	4500	3.5	RF 37	4
71	49	19.31	4320	4.1		
76	46	18.05	4230	4.3		
88	40	15.60	4050	5.0	R 37	4
104	34	13.25	3850	5.6	RF 37	4
117	30	11.83	3720	6.0		
23	157	61.30	3870	0.85		
25	143	55.87	3800	0.90		
29	123	48.17	3680	1.05		
31	115	44.90	3620	1.15	R 27	4
35	101	39.25	3510	1.30	RF 27	4
38	94	36.79	3460	1.40		
43	83	32.47	3350	1.55		
48	74	28.78	3250	1.75		
56	63	24.47	3110	2.1		
49	73	28.37	3240	1.80		
53	67	26.09	3170	1.95		
62	57	22.32	3040	2.3	R 27	4
71	50	19.35	2920	2.6	RF 27	4
76	46	18.08	2860	2.8		
88	40	15.63	2750	3.2		
104	34	13.28	2620	3.8		
36	99	38.61	770	0.85		
38	93	36.20	1260	0.90		
43	82	31.94	1910	1.05	R 17	4
49	73	28.32	1880	1.15	RF 17	4
57	62	24.07	1830	1.40		

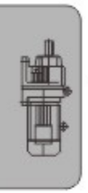

输出转速 Output speed n_a [r/min]	输出转矩 Output torque M_a [N · m]	传动比 Ratio i	径向负荷 Permitted overhung load F_{Ra} [N]	使用系数 Service factor f_B	机型号 Model	电机极数 Pole P
0.37kW						
55	65	25.23	1840	1.60		
60	59	23.15	1820	1.45		
70	51	19.71	1760	1.70		
81	44	16.99	1710	1.95		
87	41	15.84	1680	2.1		
100	35	13.84	1630	2.4		
106	33	12.98	1610	2.6		
121	29	11.45	1560	2.8		
136	26	10.15	1520	3.0	R RF	17 17	4 4
160	22	8.63	1460	3.3			
183	19	7.55	1370	2.9			
196	18	7.04	1350	3.1			
224	16	6.15	1300	3.4			
239	15	5.76	1280	3.6			
271	13	5.09	1240	3.9			
306	12	4.51	1200	4.2			
360	9.8	3.83	1150	4.6			
191	19	13.84	1390	4.6			
204	17	12.98	1360	4.9			
231	15	11.45	1320	5.3			
261	14	10.15	1270	5.7			
307	12	8.63	1220	6.3			
351	10	7.55	1150	5.5	R RF	17 17	2 2
377	9.4	7.04	1130	5.8			
431	8.2	6.15	1090	6.6			
460	7.7	5.76	1070	6.9			
521	6.8	5.09	1030	7.5			
588	6.0	4.51	990	8.0			
691	5.1	3.83	950	8.8			
174	20	5.18	4570	3.7			
199	18	4.53	4380	4.6	RX RXF	67 67	6 6
209	17	4.30	4310	4.7			
239	15	3.77	4130	5.9			
227	16	6.07	4200	2.8			
267	13	5.18	3990	5.6			
305	12	4.53	3820	7.1			
321	11	4.30	3760	7.3			
366	9.7	3.77	3610	9.0	RX RXF	67 67	4 4
431	8.2	3.20	3420	12			
478	7.4	2.89	3310	14			
543	6.5	2.54	3170	18			
575	6.1	2.40	3110	20			
675	5.2	2.04	2950	26			
207	17	4.35	3500	4.0			
238	15	3.79	3350	4.6	RX RXF	57 57	6 6
254	14	3.55	3280	5.0			
251	14	5.50	3300	2.8			
272	13	5.07	3210	2.8			
317	11	4.35	3060	6.1			
364	9.7	3.79	2930	7.1			
389	9.1	3.55	2870	7.6			
440	8.0	3.14	2760	8.1	RX RXF	57 57	4 4
474	7.5	2.91	2690	8.9			
523	6.8	2.64	2610	10			
582	6.1	2.37	2520	11			
676	5.2	2.04	2400	13			
719	4.9	1.92	2350	14			
835	4.2	1.65	2240	16			
0.55kW						
0.22	19800	6077	120000	0.90		
0.25	17600	5407	120000	1.00	R 167 R97 RF 167 R97	4 4
0.29	15100	4650	120000	1.20		
0.33	13300	4129	120000	1.35		
0.28	16600	4926	26300	0.80		
0.31	14500	4325	55900	0.90		
0.36	12700	3754	63300	1.05	R 147 R77 RF 147 R77	4 4
0.41	11100	3302	66100	1.15		
0.47	9720	2898	68200	1.35		

输出转速 Output speed n_a [r/min]	输出转矩 Output torque M_a [N · m]	传动比 Ratio i	径向负荷 Permitted overhung load F_{Ra} [N]	使用系数 Service factor f_B	机型号 Model	电机极数 Pole P
0.55kW						
0.53	8730	2555	69500	1.50		
0.62	7560	2211	70800	1.70		
0.70	6670	1951	71600	1.95		
0.80	5730	1705	72400	2.3	R 147 R77 RF 147 R77	4 4
0.89	5140	1536	72900	2.5		
1.0	4450	1329	73300	2.9		
1.2	3880	1166	73600	3.3		
0.55	8540	2484	51700	0.95	R 137 R77 RF 137 R77	4 4
0.51	9080	2658	49200	0.90		
0.56	8240	2412	52900	0.95		
0.66	7090	2073	55200	1.15		
0.74	6210	1839	56700	1.30		
0.85	5350	1598	58000	1.50		
0.97	4760	1397	58700	1.70	R 137 R77 RF 137 R77	4 4
1.1	4150	1226	59400	1.95		
1.2	3710	1090	59800	2.2		
1.4	3240	951	60200	2.5		
1.6	2780	831	60500	2.9		
0.97	4790	1407	23400	0.90		
1.1	4120	1209	30400	1.05		
1.3	3590	1055	32800	1.20	R 107 R77 RF 107 R77	4 4
1.5	3140	919	34500	1.35		
1.7	2790	815	35600	1.55		
1.9	2450	717	36200	1.75		
2.2	2140	626	36600	2.0		
0.97	4730	1400	26500	0.90		
1.1	4120	1226	30400	1.05		
1.2	3690	1104	32400	1.15	R 107 R77 RF 107 R77	4 4
1.5	3170	939	34400	1.35		
1.7	2760	822	35700	1.55		
1.5	3240	938	4620	0.95		
1.6	2810	824	22200	1.05		
1.8	2520	737	24000	1.20		
2.2	2160	632	25700	1.40		
2.4	1880	560	26800	1.60	R 97 R57 RF 97 R57	4 4
2.8	1640	484	27400	1.85		
3.2	1480	431	27700	2.0		
3.6	1290	379	27900	2.3		
4.0	1150	336	28100	2.6		
4.6	1010	296	28200	3.0		
5.5	840	249	28400	3.6		
2.6	1780	525	15100	0.85		
3.0	1550	456	16900	1.00	R 87 R57 RF 87 R57	4 4
3.4	1340	398	18200	1.15		
3.9	1190	352	19000	1.30		
4.4	1030	305	19700	1.50		
2.9	1650	472	16200	0.95	R 87 R57 RF 87 R57	4 4
3.4	1400	400	17900	1.10		
3.8	1260	361	18700	1.25		
4.9	970	276	6420	0.85		
5.8	830	236	9860	1.00	R 77 R37 RF 77 R37	4 4
6.2	775	221	10300	1.05		
7.3	650	186	11300	1.25		
2.7	1980	255.71	26500	1.50	R 97 RF 97	8 8
2.8	1860	241.25	26900	1.60		
3.1	1670	216.28	27400	1.80		
3.0	1690	289.74	27400	1.75		
3.5	1490	255.71	27700	2.0	R 97 RF 97	6 6
3.7	1410	241.25	27800	2.1		
4.2	1260	216.28	28000	2.4		
4.7	1120	289.74	28100	2.7		
5.3	990	255.71	28200	3.0	R 97 RF 97	4 4
5.6	930	241.25	28300	3.2		
6.3	840	216.28	28400	3.6		

动力无极限 传动更精彩 Power no limit drive even better
R系列斜齿轮减速机
R series helical gear reducer

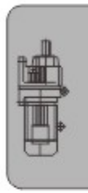

输出转速 Output speed n_a [r/min]	输出转矩 Output torque M_a [N · m]	传动比 Ratio i	径向负荷 Permitted overhung load F_{Ra} [N]	使用系数 Service factor f_B	机型号 Model	电机极数 Pole P
0.55kW						
3.7	1440	246.54	17700	1.10		
4.2	1260	216.54	18700	1.25		
4.4	1200	205.71	19000	1.30	R 87 RF 87	6 6
4.9	1060	181.77	19600	1.45		
5.8	910	155.34	20000	1.70		
5.5	950	246.54	20000	1.65		
6.3	840	216.54	20000	1.85		
6.6	795	205.71	20000	1.95		
7.5	700	181.77	20000	2.2		
8.8	600	155.34	20000	2.6	R 87 RF 87	4 4
9.6	550	142.41	20000	2.8		
11	485	124.97	20000	3.2		
11	455	118.43	20000	3.4		
13	400	103.65	20000	3.9		
8.2	645	166.59	11300	1.25		
9.3	565	145.67	11800	1.45		
9.8	535	138.39	11900	1.55		
11	470	121.42	12200	1.75		
13	400	102.99	12500	2.1	R 77 RF 77	4 4
15	360	92.97	12600	2.3		
17	315	81.80	12800	2.6		
18	300	77.24	12800	2.8		
21	255	65.77	12900	3.2		
8.6	610	158.14	7430	1.00		
9.9	530	137.67	8290	1.15		
11	500	128.97	8600	1.20		
12	440	113.94	9060	1.35		
13	410	105.83	9280	1.45		
14	370	95.91	9520	1.60	R 67 RF 67	4 4
16	335	86.11	9730	1.80		
18	285	74.17	9940	2.1		
20	270	69.75	10000	2.2		
22	235	61.26	10100	2.5		
24	220	56.89	10200	2.7		
11	465	120.63	7030	0.95		
13	410	106.58	7260	1.10		
14	380	98.99	7370	1.20		
15	345	89.71	7490	1.30		
17	310	80.55	7600	1.45		
20	265	69.23	7710	1.70	R 57 RF 57	4 4
21	250	64.85	7750	1.80		
24	220	57.29	7530	2.0		
26	205	53.22	7390	2.2		
28	186	48.23	7190	2.4		
31	167	43.30	6980	2.7		
36	144	37.30	6700	3.1		
39	136	35.07	6580	3.3		
52	102	26.31	6060	4.4		
54	97	24.99	5970	4.7	R 57 RF 57	4 4
62	85	21.93	5740	5.3		
73	72	18.60	5460	6.3		
15	360	93.68	3280	0.85		
16	330	84.90	5230	0.90		
18	295	76.23	5450	1.00		
20	265	68.54	5600	1.15		
21	250	64.21	5670	1.20		
24	220	56.73	5790	1.35	R 47 RF 47	4 4
26	205	52.69	5770	1.45		
28	184	47.75	5630	1.65		
32	166	42.87	5470	1.80		
37	143	36.93	5260	2.1		
39	134	34.73	5180	2.2		
46	115	29.88	4970	2.6		
51	103	26.74	4820	2.9	R 47 RF 47	4 4
58	90	23.28	4630	3.3		
62	84	21.81	4550	3.6		

输出转速 Output speed n_a [r/min]	输出转矩 Output torque M_a [N · m]	传动比 Ratio i	径向负荷 Permitted overhung load F_{Ra} [N]	使用系数 Service factor f_B	机型号 Model	电机极数 Pole P
0.55kW						
22	235	61.18	3910	0.85		
24	215	55.76	4740	0.95		
28	186	48.08	5120	1.10		
30	173	44.81	5230	1.15	R RF	37 37	4 4
35	151	39.17	5070	1.30			
37	142	36.72	4990	1.40			
42	125	32.40	4840	1.60			
47	111	28.73	4700	1.80			
56	94	24.42	4500	2.1			
61	86	22.27	4390	2.3			
70	75	19.31	4220	2.7			
75	70	18.05	4140	2.9	R RF	37 37	4 4
87	60	15.60	3970	3.3			
103	51	13.25	3790	3.7			
115	46	11.83	3670	4.0			
35	152	39.25	3280	0.85			
37	142	36.79	3240	0.90	R RF	27 27	4 4
42	125	32.47	3160	1.05			
47	111	28.78	3080	1.15			
56	95	24.47	2970	1.40			
61	86	22.32	2910	1.50			
70	75	19.35	2810	1.75			
75	70	18.08	2760	1.85			
87	60	15.63	2660	2.2			
102	51	13.28	2550	2.5			
115	46	11.86	2470	2.8			
134	39	10.13	2370	3.1			
145	36	9.41	2290	3.4	R RF	27 27	4 4
167	32	8.16	2200	3.7			
178	29	7.63	2160	3.8			
206	26	6.59	2070	4.2			
243	22	5.60	1980	4.6			
272	19	5.00	1910	4.9			
318	17	4.27	1830	5.3			
340	15	4.00	1790	5.5			
404	13	3.37	1700	6.1			
50	105	53.76	235	0.80			
57	92	47.44	1280	0.90	R RF	17 17	2 2
61	86	44.18	1610	1.00			
70	75	38.61	1590	1.15			
69	76	19.71	1590	1.10			
80	66	16.99	1560	1.30			
86	61	15.84	1550	1.40			
98	54	13.84	1510	1.60			
105	50	12.98	1500	1.70			
119	44	11.45	1460	1.85			
134	39	10.15	1430	1.95	R RF	17 17	4 4
158	33	8.63	1380	2.2			
180	29	7.55	1290	1.90			
193	27	7.04	1270	2.0			
221	24	6.15	1240	2.3			
236	22	5.76	1220	2.4			
267	20	5.09	1190	2.6			
302	17	4.51	1150	2.8			
355	15	3.83	1110	3.0			
313	17	8.63	1170	4.3			
358	15	7.55	1100	3.8			
384	14	7.04	1080	4.0			
439	12	6.15	1050	4.5	R RF	17 17	2 2
468	11	5.76	1030	4.7			
531	9.9	5.09	990	5.2			
599	8.8	4.51	960	5.4			
704	7.5	3.83	920	6.0			
174	30	5.18	4510	2.5			
199	26	4.53	4320	3.1	RX RXF	67 67	6 6
209	25	4.30	4260	3.2			
239	22	3.77	4090	4.0			

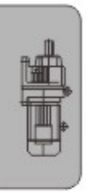

输出转速 Output speed n_a [r/min]	输出转矩 Output torque M_a [N·m]	传动比 Ratio i	径向负荷 Permitted overhung load F_{Ra} [N]	使用系数 Service factor f_B	机型号 Model	电机极数 Pole P
0.55kw						
263	20	5.18	3970	3.8		
300	18	4.53	3800	4.7		
316	17	4.30	3740	4.8		
360	15	3.77	3590	6.0		
425	12	3.20	3410	8.1	RX 67	4
471	11	2.89	3300	9.5	RXF 67	4
535	9.8	2.54	3170	12		
567	9.3	2.40	3110	13		
666	7.9	2.04	2950	17		
732	7.2	1.86	2860	18		
845	6.2	1.61	2730	18		
207	25	4.35	3440	2.7		
238	22	3.79	3300	3.1	RX 57	6
254	21	3.55	3230	3.3	RXF 57	6
287	18	3.14	3110	3.5		
309	17	2.91	3040	3.9		
312	17	4.35	3040	4.1		
359	15	3.79	3910	4.7		
383	14	3.55	2850	5.0		
434	12	3.14	2740	5.4		
467	11	2.91	2680	6.0		
515	10	2.64	2600	6.8	RX 57	4
574	9.2	2.37	2510	7.5	RXF 57	4
666	7.9	2.04	2390	8.7		
708	7.4	1.92	2350	9.3		
823	6.4	1.65	2230	11		
921	5.7	1.48	2150	12		
1045	5.0	1.30	2070	13		
0.75kw						
0.30	20700	4650	120000	0.85	R 167 R97	4
0.33	18300	4129	120000	1.00	RF 167 R97	4
0.52	12000	2657	120000	1.50		
0.59	10400	2333	120000	1.75	R 167 R97	4
0.66	9230	2085	120000	1.95	RF 167 R97	4
0.96	6510	1438	120000	2.8		
0.42	15100	3302	49000	0.85	R 147 R77	4
0.48	13200	2898	62200	1.00	RF 147 R77	4
0.54	11900	2555	64800	1.10		
0.62	10300	2211	67400	1.25		
0.71	9070	1951	69000	1.45	R 147 R77	4
0.81	7830	1705	70500	1.65	RF 147 R77	4
0.9	7030	1536	71300	1.85		
1.0	6080	1329	72100	2.1		
1.2	5310	1166	72700	2.5		
0.74	8640	1863	51200	0.95		
0.87	7330	1586	54700	1.10	R 137 R77	4
0.99	6500	1391	56200	1.25	RF 137 R77	4
1.1	5850	1256	57300	1.35		
0.67	9640	2073	41400	0.85		
0.75	8480	1839	51900	0.95		
0.86	7310	1598	54800	1.10		
0.99	6480	1397	56300	1.25		
1.1	5660	1226	57500	1.40	R 137 R77	4
1.3	5050	1090	58300	1.60	RF 137 R77	4
1.5	4410	951	59100	1.80		
1.7	3810	831	59700	2.1		
1.9	3320	730	60100	2.4		
1.3	4890	1055	19000	0.90	R 107 R77	4
1.5	4270	919	29600	1.00	RF 107 R77	4
1.7	3800	815	31900	1.15		
1.2	5050	1104	7700	0.85		
1.5	4330	939	29300	1.00	R 107 R77	4
1.7	3770	822	32000	1.15	RF 107 R77	4
3.7	1690	369	37100	2.5		
4.3	1470	323	37300	2.9		

输出转速 Output speed n_a [r/min]	输出转矩 Output torque M_a [N·m]	传动比 Ratio i	径向负荷 Permitted overhung load F_{Ra} [N]	使用系数 Service factor f_B	机型号 Model	电机极数 Pole P
0.75kw						
2.2	2940	632	21400	1.00		
2.5	2570	560	23700	1.15		
2.8	2230	484	25400	1.35		
3.2	2010	431	26400	1.50		
3.6	1760	379	27200	1.70	R 97 R57	4
4.1	1570	336	27600	1.90	RF 97 R57	4
4.7	1370	296	27800	2.2		
5.5	1150	249	28100	2.6		
3.5	1830	398	12400	0.85		
3.9	1630	352	16400	0.95		
4.5	1400	305	17900	1.10	R 87 R57	4
5.2	1240	268	18800	1.25	RF 87 R57	4
5.8	1090	236	19500	1.40		
3.8	1710	361	15700	0.90		
4.6	1410	300	17800	1.10	R 87 R57	4
5.4	1200	256	19000	1.30	RF 87 R57	4
2.8	2610	251.15	36000	1.65	R 107	8
3	2390	229.95	36300	1.80	RF 107	8
3.4	2110	203.16	36700	2.0		
3.2	2240	216.28	25300	1.35	R 97	8
3.7	1930	186.3	26600	1.55	RF 97	8
4.1	1760	170.02	27200	1.75		
3.5	2030	255.71	26200	1.45	R 97	6
3.7	1920	241.25	26700	1.55	RF 97	6
4.2	1720	216.28	27300	1.75		
4.8	1500	289.74	27600	2.0		
5.4	1330	255.71	27900	2.3		
5.7	1250	241.25	28000	2.4	R 97	4
6.4	1120	216.28	28100	2.7	RF 97	4
7.4	970	186.3	28300	3.1		
8.1	880	170.02	28300	3.4		
4.2	1720	216.54	15600	0.9		
4.4	1640	205.71	16300	0.95	R 87	6
4.9	1450	181.77	17600	1.05	RF 87	6
5.8	1240	155.34	18800	1.25	R 87	6
6.3	1130	142.41	19300	1.35	RF 87	6
5.6	1280	246.54	18600	1.20		
6.4	1120	216.54	19300	1.40		
6.7	1070	205.71	19600	1.45		
7.6	940	181.77	20000	1.65		
8.9	810	155.34	20000	1.90	R 87	4
9.7	740	142.41	20000	2.1	RF 87	4
11	650	124.97	20000	2.4		
12	615	118.43	20000	2.5		
13	540	103.65	20000	2.9		
15	480	93.38	20000	3.2		
8.3	860	166.59	9490	0.95		
9.5	755	145.67	10500	1.10	R 77	4
10	720	138.39	10800	1.15	RF 77	4
11	630	121.42	11400	1.30		
13	535	102.99	11900	1.55		
15	485	92.97	12200	1.70		
17	425	81.8	12400	1.95		
18	400	77.24	12500	2.0	R 77	4
21	340	65.77	12700	2.4	RF 77	4
24	300	54.68	12800	2.7		
27	270	52.07	12900	3.0		
30	240	45.81	12900	3.5		
32	225	43.26	13000	3.7		

动力无极限 传动更精彩 Power no limit drive even better
R系列斜齿轮减速机
R series helical gear reducer

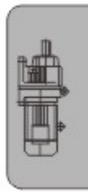

输出转速 Output speed n_a [r/min]	输出转矩 Output torque M_a [N·m]	传动比 Ratio i	径向负荷 Permitted overhung load F_{Ra} [N]	使用系数 Service factor f_B	机型号 Model	电机极数 Pole P
0.75kw						
11	670	128.97	4040	0.90		
12	590	113.94	7660	1.00		
13	550	105.83	8120	1.10		
14	500	95.91	8600	1.20		
16	445	86.11	9010	1.35	R 67	4
19	385	74.17	9430	1.55	RF 67	4
20	360	69.75	9570	1.65		
23	320	61.26	9800	1.90		
24	295	56.89	9910	2.0		
27	270	51.56	10000	2.2		
30	240	46.29	10100	2.5		
13	555	106.58	4610	0.80		
14	515	98.99	6200	0.90		
15	465	89.71	7040	0.95	R 57	4
17	420	80.55	7240	1.10	RF 57	4
20	360	69.23	7450	1.25		
21	335	64.85	7430	1.35		
24	295	57.29	7220	1.50		
26	275	53.22	7090	1.65		
29	250	48.23	6930	1.80		
32	225	43.30	6740	2.0	R 57	4
37	194	37.30	6490	2.3	RF 57	4
39	182	35.07	6380	2.5		
46	157	30.18	6130	2.9		
51	140	26.97	5940	3.2		
52	137	26.31	5900	3.3		
55	130	24.99	5820	3.5	R 57	4
63	114	21.93	5610	4.0	RF 57	4
74	97	18.60	5350	4.7		
20	355	68.54	3660	0.85	R 47	4
21	335	64.21	4950	0.90	RF 47	4
24	295	56.73	5450	1.00		
26	275	52.69	5480	1.10		
29	250	47.75	5370	1.20		
32	225	42.87	5240	1.35		
37	192	36.93	5060	1.55	R 47	4
40	180	34.73	4980	1.65	RF 47	4
46	155	29.88	4800	1.95		
52	139	26.70	4660	2.2		
58	122	23.59	4510	2.5		
52	139	26.74	4660	2.2		
59	121	23.28	4490	2.5		
63	113	21.81	4420	2.7	R 47	4
72	100	19.27	4270	3.0	RF 47	4
77	93	17.89	4180	3.1		
85	84	16.22	4070	3.3		
29	250	48.08	2330	0.80	R 37	4
31	235	44.81	4230	0.85	RF 37	4
35	205	39.17	4720	1.00		
38	191	36.72	4740	1.05		
43	168	32.40	4610	1.20	R 37	4
48	149	28.73	4490	1.35	RF 37	4
57	127	24.42	4320	1.60		
62	116	22.27	4230	1.75		
71	100	19.31	4080	2.0		
76	94	18.05	4010	2.1		
88	81	15.6	3850	2.5	R 37	4
104	69	13.25	3690	2.8	RF 37	4
117	61	11.82	3570	3.0		
137	53	10.11	3420	3.2		
146	49	9.47	3360	3.4		
48	149	28.78	2880	0.85	R 27	4
56	127	24.47	2800	1.00	RF 27	4

输出转速 Output speed n_a [r/min]	输出转矩 Output torque M_a [N·m]	传动比 Ratio i	径向负荷 Permitted overhung load F_{Ra} [N]	使用系数 Service factor f_B	机型号 Model	电机极数 Pole P
0.75kw						
62	116	22.32	2750	1.10		
71	100	19.35	2670	1.30		
76	94	18.08	2630	1.40		
88	81	15.63	2550	1.60		
104	69	13.28	2450	1.90		
116	62	11.86	2380	2.1	R 27	4
136	53	10.13	2290	2.3	RF 27	4
147	49	9.41	2210	2.5		
169	42	8.16	2130	2.7		
181	40	7.63	2090	2.8		
209	34	6.59	2010	3.1		
246	29	5.60	1930	3.4		
276	26	5.00	1870	3.7		
70	102	19.71	465	0.85		
81	88	16.99	1390	0.95		
87	82	15.84	1380	1.05		
100	72	13.84	1370	1.20		
106	67	12.98	1360	1.25		
121	59	11.45	1350	1.35		
136	53	10.15	1320	1.45	R 17	4
160	45	8.63	1290	1.60	RF 17	4
183	39	7.55	1200	1.45		
196	37	7.04	1180	1.50		
224	32	6.15	1160	1.70		
239	30	5.76	1150	1.75		
271	26	5.09	1120	1.95		
306	23	4.51	1090	2.0		
360	20	3.83	1060	2.3		
236	30	11.45	1200	2.7		
266	27	10.15	1170	2.9		
313	23	8.63	1130	3.1		
358	20	7.55	1060	2.8		
384	19	7.04	1040	2.9	R 17	2
439	16	6.15	1010	3.3	RF 17	2
468	15	5.76	990	3.5		
531	14	5.09	960	3.8		
599	12	4.51	930	4.0		
704	10	3.83	890	4.4		
199	36	4.53	4260	2.3		
209	34	4.30	4200	2.3	RX 67	6
239	30	3.77	4040	2.9	RXF 67	6
281	26	3.20	3840	3.9		
267	27	5.18	3900	2.8		
305	24	4.53	3750	3.5		
321	22	4.30	3690	3.6		
366	20	3.77	3540	4.4		
431	17	3.20	3360	6.0	RX 67	4
478	15	2.89	3260	7.1	RXF 67	4
543	13	2.54	3130	8.9		
575	13	2.40	3070	9.8		
675	11	2.04	2920	13		
743	9.6	1.86	2830	13		
858	8.3	1.61	2700	14		
238	30	3.79	3240	2.3		
254	28	3.55	3180	2.4	RX 57	6
287	25	3.14	3060	2.6	RXF 57	6
309	23	2.91	3000	2.9		
341	21	2.64	2910	3.3		

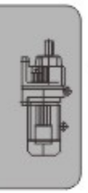

输出转速 Output speed n_a [r/min]	输出转距 Output torque M_a [N•m]	传动比 Ratio i	径向负荷 Permitted overhung load F_{Ra} [N]	使用系数 Service factor f_B	机型号 Model	电机极数 Pole P
0.75kw						
317	23	4.35	2980	3.0		
364	20	3.79	2960	3.5		
389	18	3.55	2800	3.8		
440	16	3.14	2700	4.0		
474	15	2.91	2630	4.4		
523	14	2.64	2560	5.0	RX 57	4
582	12	2.37	2470	5.6	RXF 57	4
676	11	2.04	2360	6.5		
719	10	1.92	2310	6.9		
835	8.6	1.65	2210	8.0		
935	7.7	1.48	2130	8.8		
1060	6.8	1.30	2050	9.3		
1.1kw						
0.53	17700	2657	120000	1.00		
0.60	15400	2333	120000	1.15		
0.67	13700	2085	120000	1.30		
0.75	12300	1877	120000	1.45	R 167 R97	4
0.84	10900	1670	120000	1.65	RF 167 R97	4
0.97	9600	1438	120000	1.90		
1.1	8540	1279	120000	2.1		
1.2	7420	1123	120000	2.4		
0.63	15000	2211	50100	0.85	R 147 R77	4
0.72	13300	1951	62100	1.00	RF 147 R77	4
0.82	11500	1705	65500	1.15		
0.91	10300	1536	67300	1.25		
1.0	8940	1329	69200	1.45		
1.2	7810	1166	70500	1.65	R 147 R77	4
1.4	6870	1029	71500	1.90	RF 147 R77	4
1.6	5950	889	72200	2.2		
1.8	5240	784	72800	2.5		
2.0	4630	695	73200	2.8		
1.0	9480	1391	44400	0.85		
1.1	8550	1256	51600	0.95	R 137 R77	4
1.3	7500	1105	54400	1.05	RF 137 R77	4
1.3	7080	1043	55200	1.15		
1.6	6010	888	57000	1.35		
1.0	9470	1397	44600	0.85		
1.1	8290	1226	52700	0.95		
1.3	7390	1090	54600	1.10		
1.5	6450	951	56300	1.25	R 137 R77	4
1.7	5590	831	57600	1.45	RF 137 R77	4
1.9	4890	730	58500	1.65		
2.2	4190	629	59300	1.90		
2.5	3770	560	59700	2.1		
2.8	3270	490	60100	2.5		
2.0	4870	717	20200	0.90	R 107 R77	4
					RF 107 R77	4
2.3	4100	614	30500	1.05		
2.6	3630	544	32700	1.20		
2.8	3280	492	34000	1.30		
3.3	2780	417	35600	1.55	R 107 R77	4
3.8	2480	369	36200	1.75	RF 107 R77	4
4.3	2170	323	36600	2.0		
4.9	1910	285	36900	2.2		
5.5	1690	253	37100	2.5		
3.2	2930	431	21400	1.00		
3.7	2580	379	27700	1.15		
4.2	2290	336	25100	1.30		
4.7	2010	296	26300	1.50	R 97 R57	4
5.6	1680	249	27400	1.80	RF 97 R57	4
6.0	1570	234	27500	1.90		
6.7	1400	209	27800	2.1		
5.2	1810	268	13900	0.85	R 97 R57	4
5.9	1600	236	16600	0.95	RF 97 R57	4
6.7	1400	209	17900	1.10		
5.5	1760	256	15300	0.90	R 87 R57	4
6.0	1590	232	16600	0.95	RF 87 R57	4
7.2	1350	195	18200	1.15		

输出转速 Output speed n_a [r/min]	输出转距 Output torque M_a [N•m]	传动比 Ratio i	径向负荷 Permitted overhung load F_{Ra} [N]	使用系数 Service factor f_B	机型号 Model	电机极数 Pole P
1.1kw						
2.7	3880	251.15	31600	1.10		
3.0	3550	229.95	33000	1.20	R 107	8
3.3	3140	203.16	34500	1.35	RF 107	8
4.0	2660	172.34	35900	1.60		
3.6	2920	255.71	21500	1.05		
3.8	2750	241.25	22600	1.10	R 97	6
4.2	2470	216.28	24200	1.20	RF 97	6
4.9	2130	186.30	25900	1.40		
5.5	1920	255.71	26700	1.55		
5.8	1810	241.25	27100	1.65		
6.5	1620	216.28	27500	1.85		
7.5	1400	186.30	27800	2.2	R 97	4
8.2	1280	170.02	27900	2.3	RF 97	4
9.3	1130	150.78	28100	2.7		
11	950	126.75	28300	3.2		
12	870	116.48	28300	3.4		
6.5	1620	216.54	16400	0.95	R 87	4
6.8	1540	205.71	17000	1.00	RF 87	4
7.7	1360	181.77	18100	1.15		
9.0	1170	155.34	19100	1.35		
9.8	1070	142.41	19600	1.45		
11	940	124.97	20000	1.65		
12	890	118.43	20000	1.75		
14	780	103.65	20000	2.0		
15	700	93.38	20000	2.2	R 87	4
17	615	81.92	20000	2.5	RF 87	4
19	545	72.57	20000	2.8		
22	480	63.68	20000	3.2		
23	455	60.35	20000	3.4		
27	395	52.82	20000	3.9		
12	910	121.42	8990	0.90	R 77	4
14	775	102.99	10300	1.05	RF 77	4
15	700	92.97	10900	1.20		
17	615	81.80	11500	1.35		
18	580	77.24	11700	1.40		
21	495	65.77	12100	1.65		
24	435	57.68	12400	1.90		
27	390	52.07	12500	2.1	R 77	4
31	345	45.81	12700	2.4	RF 77	4
32	325	43.26	12700	2.5		
38	275	36.83	12900	3.0		
42	250	33.47	12900	3.3		
16	645	86.11	6820	0.95		
17	555	74.17	8040	1.10		
20	525	69.75	8370	1.15		
23	460	61.26	8920	1.30		
25	425	56.89	9160	1.40	R 67	4
27	385	51.56	9420	1.55	RF 67	4
30	345	46.29	9650	1.75		
35	300	39.88	9890	1.95		
37	280	37.50	9970	2.0		
43	240	32.27	10100	2.2		
49	215	28.83	10200	2.4		
50	210	28.13	10200	2.6		
52	200	26.70	10100	2.7	R 67	4
60	176	23.44	9730	3.2	RF 67	4
70	149	19.89	9270	4.0		
20	520	69.23	5990	0.85	R 57	4
22	485	64.85	6850	0.90	RF 57	4
24	430	57.29	6700	1.05		
26	400	53.22	6610	1.15		
29	360	48.30	6490	1.25		
32	325	43.30	6350	1.40		
38	280	37.30	6140	1.60	R 57	4
40	265	35.07	6060	1.70	RF 57	4
46	225	30.18	5850	2.0		
52	200	26.97	5690	2.2		

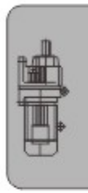

输出转速 Output speed n_a [r/min]	输出转距 Output torque M_a [N•m]	传动比 Ratio i	径向负荷 Permitted overhung load F_{Ra} [N]	使用系数 Service factor f_B	机型号 Model	电机极数 Pole P
1.1kw						
53	197	26.31	5650	2.3		
56	188	24.99	5580	2.4	R 57	4
64	165	21.93	5400	2.7	RF 57	4
75	140	18.60	5170	3.2		
83	126	16.79	5030	3.6		
29	360	47.75	3500	0.85		
33	320	42.87	4850	0.95		
38	275	36.93	4720	1.10	R 47	4
40	260	34.73	4660	1.15	RF 47	4
47	225	29.88	4520	1.35		
52	200	26.70	4410	1.50		
59	177	23.59	4290	1.70		
60	175	23.28	4270	1.70		
64	164	21.81	4210	1.85		
73	145	19.27	4080	2.0		
78	134	17.89	4010	2.2		
86	122	16.22	3910	2.3	R 47	4
96	109	14.56	3800	2.4	RF 47	4
112	94	12.54	3650	2.7		
119	89	11.79	3590	2.8		
138	76	10.15	3450	3.0		
154	68	9.07	3340	3.2		
43	245	32.40	2900	0.80	R 37	4
49	215	28.73	3300	0.95	RF 37	4
57	183	24.42	3720	1.10		
73	145	19.31	3840	1.40	R 37	4
78	135	18.05	3790	1.50	RF 37	4
90	117	15.60	3660	1.70		
106	99	13.25	3520	1.90		
118	89	11.83	3430	2.1		
139	76	10.11	3290	2.2		
148	71	9.47	3230	2.3	R 37	4
176	60	7.97	3090	2.6	RF 37	4
210	50	6.67	2920	2.9		
247	43	5.57	2790	3.3		
277	38	5.06	2700	3.5		
72	145	19.35	2430	0.90		
77	136	18.08	2410	0.95		
90	117	15.63	2360	1.10		
105	100	13.28	2290	1.30		
118	89	11.86	2240	1.45		
138	76	10.13	2160	1.60		
170	61	8.16	2010	1.90	R 27	4
184	57	7.63	1980	1.95	RF 27	4
212	50	6.59	1920	2.1		
250	42	5.60	1840	2.4		
280	38	5.00	1790	2.5		
328	32	4.27	1720	2.7		
350	30	4.00	1690	2.8		
415	25	3.37	1610	3.1		
203	52	13.28	1980	2.5		
228	46	11.86	1920	2.8		
267	39	10.13	1840	3.1		
287	37	9.41	1780	3.3		
331	32	8.16	1720	3.7		
354	30	7.63	1690	3.8	R 27	2
410	26	6.59	1620	4.1	RF 27	2
482	22	5.60	1550	4.5		
540	20	5.00	1500	4.9		
632	17	4.27	1430	5.2		
675	16	4.00	1410	5.4		
801	13	3.37	1340	6.0		

输出转速 Output speed n_a [r/min]	输出转距 Output torque M_a [N•m]	传动比 Ratio i	径向负荷 Permitted overhung load F_{Ra} [N]	使用系数 Service factor f_B	机型号 Model	电机极数 Pole P
1.1kw						
137	77	19.71	1150	1.10		
159	66	16.99	1140	1.30		
170	62	15.84	1140	1.40		
195	54	13.84	1120	1.60		
208	51	12.98	1120	1.70		
236	45	11.45	1100	1.80		
266	40	10.15	1080	1.95	R 17	2
313	34	8.63	1050	2.1	RF 17	2
358	29	7.55	970	1.90		
384	27	7.04	960	2.0		
439	24	6.15	940	2.3		
468	22	5.76	930	2.4		
531	20	5.09	910	2.6		
599	18	4.51	880	2.7		
704	15	3.83	850	3.0		
249	42	5.63	5680	2.6	RX 77	4
262	40	5.35	5590	2.6	RXF 77	4
296	36	4.73	5380	3.5		
203	52	4.53	4130	1.60	RX 67	6
214	49	4.30	4070	1.65	RXF 67	6
244	43	3.77	3920	2.0		
309	34	4.53	3660	2.4		
326	32	4.30	3610	2.5		
371	28	3.77	3470	3.1		
438	24	3.20	3300	4.2		
485	22	2.89	3200	4.9	RX 67	4
551	19	2.54	3070	6.2	RXF 67	4
538	18	2.40	3020	6.8		
685	15	2.04	2870	8.8		
754	14	1.86	2780	9.1		
870	12	1.61	2660	9.4		
1000	11	1.40	2550	9.9		
243	43	3.79	3120	1.60		
259	41	3.55	3060	1.70	RX 57	6
293	36	3.14	2960	1.80	RXF 57	6
316	33	2.91	2900	2.0		
348	30	2.64	2820	2.3		
369	28	3.79	2780	2.4		
394	27	3.55	2730	2.6		
446	24	3.14	2630	2.8		
481	22	2.91	2570	3.1		
530	20	2.64	2500	3.5	RX 57	4
591	18	2.37	2420	3.9	RXF 57	4
686	15	2.04	2310	4.5		
729	14	1.92	2270	4.8		
847	12	1.65	2160	5.6		
948	11	1.48	2090	6.1		
1075	9.8	1.30	2010	6.4		
1.5kw						
0.60	21200	2333	120000	0.85		
0.68	18800	2085	120000	0.95		
0.75	16900	1877	120000	1.05		
0.84	15000	1670	120000	1.20	R 167 R97	4
0.98	13100	1438	120000	1.35	RF 167 R97	4
1.1	11700	1279	120000	1.55		
1.3	10200	1123	120000	1.75		
1.4	9060	999	120000	2.0		
3.3	3870	426	73600	3.4	R 147 R87	4
3.8	3340	368	73900	3.9	RF 147 R87	4
0.83	15700	1705	41200	0.85		
0.93	14100	1536	60300	0.90		
1.1	12200	1329	64200	1.05		
1.2	10700	1166	66800	1.20		
1.4	9410	1029	68600	1.40	R 147 R77	4
1.6	8140	889	70100	1.60	RF 147 R77	4
1.8	7170	784	71200	1.80		
2.0	6340	695	71900	2.0		
2.3	5700	619	72400	2.3		
2.5	5130	558	72900	2.5		

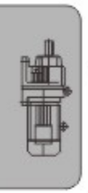

输出转速 Output speed n_a [r/min]	输出转矩 Output torque M_a [N · m]	传动比 Ratio i	径向负荷 Permitted overhung load F_{Ra} [N]	使用系数 Service factor f_B	机型号 Model	电机极数 Pole P
1.5kW						
1.4	9650	1043	41200	0.85		
1.6	8200	888	52900	1.00	R 137 R77	4
2.0	6440	699	56300	1.25	RF 137 R77	4
2.3	5590	609	57600	1.45		
1.3	10100	1090	32300	0.80		
1.5	8790	951	50600	0.90		
1.7	7640	831	54100	1.05		
1.9	6680	730	55900	1.20		
2.2	5740	629	57400	1.40	R 137 R77	4
2.5	5150	560	58200	1.55	RF 137 R77	4
2.9	4470	490	59000	1.80		
3.3	3910	428	59600	2.00		
3.7	3510	381	59900	2.30		
4.4	2980	323	60400	2.70		
2.7	4860	528	20600	0.90	R 107 R77	4
					RF 107 R77	4
2.6	4970	544	14800	0.85		
2.9	4490	492	28400	0.95		
3.4	3810	417	31900	1.15	R 107 R77	4
3.8	3390	369	33600	1.25	RF 107 R77	4
4.4	2960	323	35100	1.45		
3.0	4410	469	28900	1.00	R 107 R77	4
					RF 107 R77	4
4.2	3120	336	14600	0.95		
4.8	2740	296	22700	1.10		
5.7	2300	249	25100	1.30	R 97 R57	4
6.0	2150	234	25800	1.40	RF 97 R57	4
6.8	1920	209	26700	1.55		
3.0	4710	229.95	26500	0.90		
3.5	4160	203.16	30200	1.05	R 107	8
4.1	3530	172.34	33100	1.20	RF 107	8
4.4	3250	158.68	34100	1.30		
3.7	3910	251.15	31400	1.10		
4.0	3580	229.95	32900	1.20		
4.5	3610	203.16	34400	1.35	R 107	6
5.3	2680	172.34	35900	1.60	RF 107	6
5.8	2470	158.68	36200	1.75		
6.5	2210	141.83	36500	1.95		
5.5	2600	255.71	23500	1.15		
5.8	2450	241.25	24300	1.20		
6.5	2200	216.28	25600	1.35		
7.6	1890	186.30	26800	1.60		
8.3	1730	170.02	27300	1.75		
9.4	1530	150.78	27600	1.95	R 97	4
11	1290	126.75	27900	2.3	RF 97	4
12	1180	116.48	28000	2.5		
14	1050	103.44	28200	2.8		
15	940	92.48	28300	3.2		
7.8	1850	181.77	11400	0.85		
9.1	1580	155.34	16700	1.00		
9.9	1450	142.41	17600	1.05	R 87	4
11	1270	124.97	18600	1.20	RF 87	4
12	1200	118.43	19000	1.30		
14	1050	103.65	19600	1.45		
15	950	93.38	20000	1.65		
17	830	81.92	20000	1.85		
19	735	72.57	20000	2.1		
22	645	63.68	20000	2.4	R 87	4
23	615	60.35	20000	2.5	RF 87	4
27	535	52.82	20000	2.9		
30	485	47.58	20000	3.2		
34	425	41.74	20000	3.7		
38	375	36.84	19600	4.1		

输出转速 Output speed n_a [r/min]	输出转矩 Output torque M_a [N · m]	传动比 Ratio i	径向负荷 Permitted overhung load F_{Ra} [N]	使用系数 Service factor f_B	机型号 Model	电机极数 Pole P
1.5kW						
15	940	92.97	8500	0.85		
17	830	81.80	9820	1.00	R 77	4
18	785	77.24	10200	1.05	RF 77	4
21	670	65.77	11100	1.25		
24	585	57.68	11600	1.40		
27	530	52.07	11900	1.55		
31	465	45.81	12200	1.75		
33	440	43.26	12300	1.85	R 77	4
38	375	36.83	12600	2.2	RF 77	4
42	340	33.47	12700	2.4		
49	295	29.00	12500	2.8		
56	255	25.23	12000	3.0		
60	240	23.37	11800	3.5		
66	220	21.43	11500	3.8	R 77	4
75	191	18.80	11000	4.1	RF 77	4
23	620	61.26	7280	0.95		
25	580	56.89	7810	1.05		
27	525	51.56	8370	1.15		
30	470	46.29	8830	1.30	R 67	4
35	405	39.88	9300	1.45	RF 67	4
38	380	37.50	9460	1.50		
44	330	32.27	9750	1.65		
49	295	28.83	9920	1.80		
50	285	28.13	9950	1.90		
53	270	26.72	9850	2.0	R 67	4
60	240	23.44	9500	2.3	RF 67	4
71	200	19.89	9070	3.0		
79	182	17.95	8810	3.2		
27	540	53.22	5140	0.85	R 57	4
29	490	48.23	6010	0.90	RF 57	4
33	440	43.30	5920	1.00		
38	380	37.30	5770	1.20		
40	355	35.07	5710	1.25	R 57	4
47	305	30.18	5540	1.45	RF 57	4
52	275	26.97	5420	1.65		
54	265	26.31	5390	1.70		
56	255	24.99	5330	1.75		
64	225	21.93	5170	2.0		
76	189	18.60	4980	2.4	R 57	4
84	171	16.79	4850	2.6	RF 57	4
95	150	14.77	4700	2.9		
101	142	13.95	4630	3.0		
119	121	11.88	4440	3.4		
38	375	36.93	2380	0.80		
41	355	34.73	3840	0.85		
47	305	29.88	4220	1.00	R 47	4
53	370	26.70	4140	1.10	RF 47	4
60	240	23.59	4050	1.25		
61	235	23.28	4040	1.25		
65	220	21.81	3990	1.35		
73	196	19.27	3890	1.50		
79	182	17.89	3830	1.60		
87	165	16.22	3740	1.65		
97	148	14.56	3650	1.80		
112	127	12.54	3520	1.95		
120	120	11.79	3470	2.00		
139	103	10.15	3340	2.2	R 47	4
155	92	9.07	3240	2.4	RF 47	4
176	81	8.01	3140	2.5		
182	79	7.76	3060	2.1		
203	71	6.96	2980	2.2		
235	61	6.00	2860	2.6		
250	57	5.64	2810	2.7		
291	49	4.85	2700	3.0		
325	44	4.34	2610	3.3		
368	39	3.83	2520	3.7		

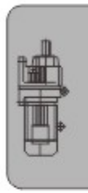

输出转速 Output speed n_a [r/min]	输出转矩 Output torque M_a [N · m]	传动比 Ratio i	径向负荷 Permitted overhung load F_{Ra} [N]	使用系数 Service factor f_B	机型号 Model	电机极数 Pole P
1.5kW						
73	196	19.31	2660	1.00		
78	183	18.05	2840	1.10	R 37	4
90	159	15.60	3160	1.25	RF 37	4
106	135	13.25	3350	1.40		
119	120	11.83	3270	1.50		
140	103	10.11	3160	1.65		
149	96	9.47	3110	1.75		
177	81	7.97	2980	1.95		
211	68	6.67	2820	2.1	R 37	4
249	58	5.67	2710	2.5	RF 37	4
279	51	5.06	2630	2.6		
326	44	4.32	2520	2.9		
348	41	4.05	2470	3.0		
414	35	3.41	2360	3.2		
204	70	13.25	2880	2.7		
228	63	11.83	2790	2.9		
267	54	10.11	2680	3.2	R 37	2
285	50	9.47	2630	3.3	RF 37	2
339	42	7.97	2510	3.7		
90	159	15.63	1700	0.80		
106	135	13.28	2020	0.95		
119	121	11.86	2080	1.05		
139	103	10.13	2030	1.20		
173	83	8.16	1880	1.40		
185	78	7.63	1860	1.45	R 27	4
214	67	6.59	1810	1.60	RF 27	4
252	57	5.60	1750	1.75		
282	51	5.00	1710	1.85		
330	43	4.27	1650	2.0		
353	41	4.00	1630	2.1		
418	34	3.37	1560	2.3		
228	63	11.86	1840	2.10		
267	54	10.13	1770	2.3		
331	43	8.16	1650	2.7		
354	41	7.63	1620	2.8		
410	35	6.59	1570	3.0		
482	30	5.60	1500	3.3	R 27	2
540	27	5.00	1460	3.6	RF 27	2
632	23	4.27	1400	3.8		
675	21	4.00	1370	4.0		
801	18	3.37	1310	4.4		
250	57	5.63	5580	1.90		
264	54	5.35	5490	1.90		
298	48	4.73	5300	2.6		
349	41	4.04	5050	3.5		
381	38	3.70	4920	4.1	RX 77	4
434	33	3.25	4720	5.5	RXF 77	4
458	31	3.08	4650	6.2		
523	27	2.70	4460	7.8		
581	25	2.43	4310	8.7		
312	46	4.53	3570	1.80		
328	44	4.30	3520	1.85		
374	38	3.77	3390	2.3		
441	33	3.20	3230	3.1		
488	29	2.89	3140	3.6	RX 67	4
555	26	2.54	3020	4.6	RXF 67	4
588	24	2.40	2970	5.0		
690	21	2.04	2820	6.4		
759	19	1.86	2740	6.7		
876	16	1.61	2620	7.0		
1005	14	1.40	2510	7.3		

输出转速 Output speed n_a [r/min]	输出转矩 Output torque M_a [N · m]	传动比 Ratio i	径向负荷 Permitted overhung load F_{Ra} [N]	使用系数 Service factor f_B	机型号 Model	电机极数 Pole P
1.5kW						
372	39	3.79	2700	1.80		
397	36	3.55	2650	1.90		
450	32	3.14	2560	2.0		
484	30	2.91	2510	2.3		
534	27	2.64	2440	2.6		
595	24	2.37	2360	2.9	RX 67	4
691	21	2.04	2260	3.3	RXF 67	4
734	20	1.92	2220	3.5		
853	17	1.65	2120	4.1		
955	15	1.48	2050	4.5		
1080	13	1.30	1980	4.7		
2.2kW						
0.84	22400	1670	120000	0.80		
0.98	19500	1438	120000	0.95		
1.1	17300	1279	120000	1.05		
1.3	15100	1123	120000	1.20	R 167 R97	4
1.4	13500	999	120000	1.35	RF 167 R97	4
1.6	11600	861	120000	1.55		
1.9	10300	760	120000	1.75		
2.2	8710	656	120000	2.1		
2.6	7130	533	71200	1.80		
3.0	6150	462	72100	2.1		
3.3	5740	426	72400	2.3	R 147 R87	4
3.8	4960	368	73000	2.6	RF 147 R87	4
4.3	4390	326	73300	3.0		
1.2	15800	1166	39400	0.80		
1.4	13900	1029	60700	0.95		
1.6	12000	889	64500	1.10		
1.8	10600	784	66900	1.20	R 147 R77	4
2.0	9400	695	68600	1.40	RF 147 R77	4
2.3	8420	619	69800	1.55		
2.5	7580	558	70800	1.70		
2.9	6640	489	71700	1.95		
2.0	9510	699	43900	0.85	R 137 R77	4
2.3	8270	609	52800	0.95	RF 137 R77	4
1.9	9890	730	36300	0.80		
2.2	8500	629	51800	0.95		
2.5	7620	560	54200	1.05		
2.9	6630	490	56000	1.20		
3.3	5790	428	57400	1.40	R 137 R77	4
3.7	5190	381	58200	1.55	RF 137 R77	4
4.4	4400	323	59100	1.80		
4.8	3960	291	59500	2.0		
5.5	3460	255	60000	2.3		
6.3	3030	223	60300	2.6		
3.8	5010	369	12100	0.85		
4.4	4390	323	29000	1.00	R 107 R77	4
4.9	3860	285	31600	1.10	RF 107 R77	4
5.6	3420	253	33500	1.25		
6.6	2900	214	35300	1.50		
4.3	4480	325	28400	0.95	R 107 R77	4
					RF 107 R77	4
6.0	3170	234	11300	0.95	R 97 R57	4
6.8	2840	209	22100	1.05	RF 97 R57	4
3.1	6680	222.60	55900	1.20		
3.7	5660	188.45	57500	1.40		
4.0	5230	174.40	58100	1.55	R 137	8
4.5	4690	156.31	58800	1.70	RF 137	8
5.0	4240	141.12	59300	1.90		
5.5	3850	128.18	59600	2.1	R 137	8
6.2	3410	113.72	60000	2.3	RF 137	8
6.8	3100	103.20	60300	2.6		
4.6	4540	203.16	28100	0.95		
5.4	3850	172.34	31700	1.10	R 107	6
5.9	3550	158.68	33000	1.20	RF 107	6
6.6	3170	141.83	34400	1.35		

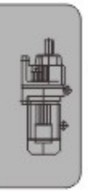

输出转速 Output speed n_a [r/min]	输出转矩 Output torque M_a [N · m]	传动比 Ratio i	径向负荷 Permitted overhung load F_{Ra} [N]	使用系数 Service factor f_s	机型号 Model	电机极数 Pole P
2.2kW						
5.6	3740	251.15	32200	1.15	R 107	4
6.1	3430	229.95	33500	1.25	RF 107	4
6.9	3030	203.16	34900	1.40		
8.2	2570	172.34	36100	1.65		
8.9	2360	158.68	36300	1.80		
9.9	2110	141.83	36600	2.0	R 107	4
11	1900	127.68	36900	2.3	RF 107	4
12	1720	115.63	37000	2.5		
14	1530	102.53	37200	2.8		
15	1380	92.70	37300	3.1		
6.5	3220	216.28	7030	0.95	R 97	4
7.6	2780	186.30	22500	1.10	RF 97	4
8.3	2530	170.02	23900	1.20		
9.4	2250	150.75	25300	1.35		
11	1890	126.75	26800	1.60		
12	1740	116.48	27300	1.75		
14	1540	103.44	27600	1.95		
15	1380	92.48	27800	2.2	R 97	4
17	1240	83.15	28000	2.4	RF 97	4
20	1080	72.17	28200	2.8		
22	970	65.21	27700	3.1		
24	890	59.92	27000	3.4		
27	795	53.21	26100	3.8		
30	710	47.58	25300	4.2		
11	1860	124.97	10100	0.85		
12	1760	118.43	15200	0.90	R 87	4
14	1540	103.65	17000	1.00	RF 87	4
15	1390	93.38	17900	1.10		
17	1220	81.92	18900	1.25		
19	1080	72.57	19500	1.45		
22	950	63.68	20000	1.65		
23	900	60.35	20000	1.70		
27	785	52.82	20000	1.95	R 87	4
30	710	47.58	20000	2.2	RF 87	4
34	620	41.74	19900	2.5		
38	550	36.84	19200	2.8		
43	485	32.66	18500	3.2		
41	515	34.40	18800	2.9		
45	470	31.40	18300	3.3	R 87	4
51	415	27.84	17700	3.7	RF 87	4
60	350	23.40	16800	4.4		
66	320	21.51	16400	4.7		
21	980	65.77	5470	0.85		
24	860	57.68	9540	0.95	R 77	4
27	775	52.07	10300	1.05	RF 77	4
31	685	45.81	11000	1.20		
33	645	43.26	11300	1.25		
38	550	36.83	11800	1.50	R 77	4
42	500	33.48	12100	1.65	RF 77	4
49	430	29.00	12100	1.90		
56	375	25.23	11700	2.1		
60	350	23.37	11400	2.3		
66	320	21.43	11200	2.6		
75	280	18.80	10800	2.8	R 77	4
79	265	17.82	10600	2.9	RF 77	4
90	230	15.60	10200	3.2		
100	210	14.05	9910	3.4		
35	595	39.88	7630	1.00		
38	560	37.50	8020	1.00	R 67	4
44	480	32.27	8750	1.10	RF 67	4
49	430	28.83	9140	1.20		

输出转速 Output speed n_a [r/min]	输出转矩 Output torque M_a [N · m]	传动比 Ratio i	径向负荷 Permitted overhung load F_{Ra} [N]	使用系数 Service factor f_s	机型号 Model	电机极数 Pole P
2.2kW						
60	350	23.44	9140	1.60		
71	295	19.89	8760	2.0		
79	270	17.95	8530	2.2		
89	235	15.79	8240	2.4		
95	220	14.91	8110	2.5	R 67	4
111	189	12.70	7760	2.8	RF 67	4
122	172	11.54	7560	2.9		
141	149	10.00	7250	3.2		
162	130	8.70	6960	3.4		
181	116	7.79	6760	3.3		
38	555	37.30	4490	0.80		
40	525	35.07	5110	0.85	R 57	4
47	450	30.18	5030	1.00	RF 57	4
52	400	26.97	4960	1.10		
64	325	21.93	4800	1.40		
76	275	18.16	4660	1.60		
84	250	16.79	4570	1.80		
95	220	14.77	4450	2.0		
101	210	13.95	4390	2.1	R 57	4
119	177	11.88	4230	2.3	RF 57	4
131	161	10.79	4140	2.4		
151	139	9.35	4000	2.7		
156	135	9.06	3980	2.8		
177	119	7.97	3850	3.0		
104	205	26.31	4370	2.2		
109	192	24.99	4320	2.3		
124	169	21.93	4190	2.7	R 57	2
147	143	18.60	4020	3.1	RF 57	2
163	129	16.79	3920	3.5		
185	114	14.77	3790	3.8		
196	107	13.95	3740	4.0		
73	285	19.27	3550	1.05		
87	240	16.22	3460	1.15		
97	215	14.56	3400	1.20		
112	187	12.54	3310	1.35		
120	185	11.79	3270	1.40		
139	151	10.15	3160	1.50		
155	135	9.07	3090	1.65	R 47	4
176	119	8.01	3000	1.70	RF 47	4
182	116	7.76	2910	1.40		
203	104	6.96	2840	1.55		
235	89	6.00	2740	1.75		
250	84	5.64	2700	1.85		
291	72	4.85	2600	2.1		
325	65	4.34	2530	2.3		
368	57	3.83	2440	2.5		
117	179	23.28	3280	1.70		
125	168	21.81	3230	1.80		
142	148	19.27	3150	2.0		
153	138	17.89	3100	2.1		
168	125	16.22	3030	2.2		
187	112	14.56	2950	2.4	R 47	2
218	97	12.54	2850	2.6	RF 47	2
231	91	11.97	2800	2.7		
269	78	10.15	2700	2.9		
301	70	9.07	2620	3.2		
341	62	8.01	2530	3.3		
90	230	15.60	1070	0.85		
106	198	13.25	1660	0.95	R 37	4
119	176	11.83	1990	1.05	RF 37	4

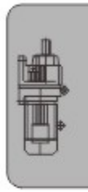

输出转速 Output speed n_a [r/min]	输出转矩 Output torque M_a [N · m]	传动比 Ratio i	径向负荷 Permitted overhung load F_{Ra} [N]	使用系数 Service factor f_s	机型号 Model	电机极数 Pole P
2.2kW						
140	151	10.11	2360	1.15		
149	141	9.47	2480	1.20		
177	119	7.97	2750	1.30		
211	99	6.67	2470	1.45	R 37	4
249	84	5.67	2570	1.70	RF 37	4
279	75	5.06	2500	1.80		
326	64	4.32	2410	1.95		
348	60	4.05	2370	2.0		
414	51	3.41	2270	2.2		
141	149	19.31	2380	1.35	R 37	2
151	139	18.05	2510	1.45	RF 37	2
175	120	15.60	2740	1.65		
206	102	13.25	2720	1.85		
231	91	11.83	2650	2.0		
270	78	10.11	2550	2.2		
288	73	9.47	2510	2.3		
342	61	7.97	2410	2.5		
409	51	6.67	2280	2.8	R 37	2
480	44	5.67	2180	3.3	RF 37	2
540	39	5.06	2120	3.5		
632	33	4.32	2030	3.8		
675	31	4.05	1990	3.9		
801	26	3.41	1900	4.3		
139	151	10.13	1120	0.80		
214	98	6.59	1130	1.10		
252	83	5.60	1390	1.20	R 27	4
282	75	5.00	1540	1.30	RF 27	4
330	64	4.27	1540	1.35		
353	60	4.00	1520	1.45		
418	50	3.37	1470	1.55		
206	102	13.28	1720	1.25		
230	91	11.86	1690	1.40		
270	78	10.13	6550	1.55		
335	63	8.196	1530	1.85		
358	59	7.63	1510	1.90	R 27	2
414	51	6.59	1470	2.1	RF 27	2
488	43	5.60	1420	2.3		
546	39	5.00	1390	2.5		
639	33	4.27	1340	2.6		
683	31	4.00	1310	2.8		
810	26	3.37	1260	3.0		
298	70	4.73	5180	1.75		
349	60	4.04	4950	2.4		
381	55	3.70	4820	2.8		
434	48	3.25	4640	3.8		
458	46	3.08	4560	4.2	RX 77	4
523	40	2.70	4380	5.3	RXF 77	4
581	36	2.43	4250	5.9		
662	32	2.13	4080	6.3		
750	28	1.88	3920	6.7		
846	25	1.67	3780	7.0		
991	21	1.42	3590	7.3		
374	56	3.99	3280	1.55		
441	48	3.20	3130	2.1		
488	43	2.89	3050	2.5		
555	38	2.54	2940	3.1	RX 67	4
588	36	2.40	2890	3.4	RXF 67	4
690	30	2.04	2760	4.4		
759	28	1.86	2680	4.6		
876	24	1.61	2570	4.8		
1005	21	1.40	2460	5.0		

输出转速 Output speed n_a [r/min]	输出转矩 Output torque M_a [N · m]	传动比 Ratio i	径向负荷 Permitted overhung load F_{Ra} [N]	使用系数 Service factor f_s	机型号 Model	电机极数 Pole P
2.2kW						
450	47	3.14	2450	1.40		
534	39	2.64	2340	1.75		
595	35	2.37	2280	1.95		
691	30	2.04	2190	2.3	RX 57	4
734	29	1.92	2150	2.4	RXF 57	4
853	25	1.65	2060	2.8		
955	22	1.48	1990	3.1		
1080	19	1.30	1930	3.2		
3.0kW						
1.2	20900	1123	120000	0.85		
1.4	18600	999	120000	0.95	R 167 R87	4
1.6	16000	861	120000	1.10	RF 167 R87	4
1.8	14200	760	120000	1.25		
2.1	12100	656	120000	1.50		
2.8	9280	503	120000	1.95		
2.6	9880	533	68000	1.30		
3.0	8540	462	69700	1.50		
3.3	7940	426	70400	1.65	R 147 R77	4
3.8	6860	368	71500	1.90	RF 147 R77	4
4.3	6070	326	72200	2.1		
5.0	5180	280	72800	2.5		
1.6	16600	889	26300	0.80		
1.8	14700	784	54500	0.90	R 147 R77	4
2.0	13000	695	62700	1.00	RF 147 R77	4
2.3	11600	619	65200	1.10		
2.6	10500	558	67100	1.25		
2.8	9160	490	48800	0.85		
3.3	7990	428	53400	1.00		
3.7	7150	381	55100	1.10	R 137 R77	4
4.3	6070	323	56900	1.30	RF 137 R77	4
4.8	5460	291	57800	1.45		
5.5	4770	255	58700	1.70		
6.3	4180	223	59300	1.90		
2.7	9870	517	36800	0.80	R 137 R77	4
3.1	8650	453	51200	0.95	RF 137 R77	4
5.5	4730	253	25800	0.90	R 107 R77	4
6.5	4010	214	31000	1.05	RF 107 R77	4
7.5	3500	187	33200	1.25		
5.5	4870	256	20200	0.90	R 107 R77 RF 107 R77	8 8
3.2	8860	222.60	50300	0.90		
3.8	7500	188.45	54400	1.05	R 137	8
4.1	6940	174.40	55500	1.15	RF 137	8
4.6	6220	156.31	56700	1.30		
5.4	5620	141.12	57600	1.40		
5.6	5100	128.18	58300	1.55		
6.3	4520	113.72	59000	1.75	R 137	8
7.0	4110	103.20	59400	1.95	RF 137	8
8.1	3530	88.70	59900	2.3		
4.2	6780	222.60	55800	1.20		
5.0	5740	188.45	57400	1.40	R 137	8
5.4	5320	174.40	58000	1.50	RF 137	8
6.0	4760	156.31	58700	1.70		
6.7	4300	141.12	59200	1.85		
7.3	3910	128.18	59600	2.0	R 137	6
8.3	3470	113.75	60000	2.3	RF 137	6
9.1	3150	103.20	60200	2.5		
5.9	4840	158.68	21600	0.90	R 107	6
6.6	4320	141.83	29300	1.00	RF 107	6
7.4	3890	127.68	31500	1.10		

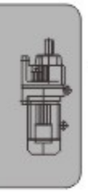

输出转速 Output speed n_a [r/min]	输出转距 Output torque M_a [N•m]	传动比 Ratio i	径向负荷 Permitted overhung load F_{Ra} [N]	使用系数 Service factor f_B	机型号 Model	电机极数 Pole P
3.0KW						
6.1	4710	229.95	26500	0.90		
6.9	4160	203.16	30200	1.05		
8.1	3530	172.34	33100	1.20		
8.8	3250	158.68	34100	1.30		
9.9	2900	141.83	35300	1.50	R 107	4
11	2610	127.68	36000	1.65	RF 107	4
12	2370	115.63	36300	1.80		
14	2100	102.53	36700	2.0		
15	1900	92.70	36900	2.3		
18	1610	78.57	35900	2.7		
19	1490	72.88	35200	2.9		
9.3	3090	150.78	16200	0.95		
11	2590	126.75	23600	1.15		
12	2380	116.48	24700	1.25		
14	2120	103.44	25900	1.40		
15	1890	92.48	26800	1.60		
17	1700	83.15	27300	1.75		
19	1480	72.17	27700	2.0	R 97	4
21	1330	65.21	27000	2.2	RF 97	4
23	1230	59.92	26400	2.5		
26	1090	53.21	25600	2.8		
29	970	47.58	24800	3.1		
33	880	42.78	24000	3.4		
38	760	37.13	23100	4.0		
42	680	33.25	22400	4.2		
15	1910	93.38	3630	0.80		
17	1680	81.92	16000	0.90	R 87	4
19	1490	72.57	17400	1.05	RF 87	4
22	1300	63.68	18400	1.20		
23	1230	60.35	18800	1.25		
27	1080	52.82	19500	1.45		
29	970	47.58	19900	1.60		
34	850	41.74	19400	1.80	R 87	4
38	755	36.84	18700	2.1	RF 87	4
43	670	32.66	18100	2.3		
50	570	27.88	17400	2.6		
41	705	34.40	18400	2.1		
45	640	31.40	17900	2.4		
50	570	27.84	17400	2.7		
60	480	23.40	16500	3.2	R 87	4
65	440	21.51	16100	3.4	RF 87	4
73	390	19.10	15600	3.7		
82	350	17.08	15100	4.0		
91	315	15.35	14600	4.3		
31	940	45.81	8670	0.85		
32	890	43.26	9270	0.95	R 77	4
38	755	36.83	10500	1.10	RF 77	4
42	685	33.47	11000	1.20		
48	595	29.00	11600	1.40	R 77	4
55	515	25.23	11300	1.50	RF 77	4
60	480	23.37	11100	1.70		
65	440	21.43	10800	1.85		
74	385	18.80	10500	2.0		
79	365	17.82	10300	2.1		
90	320	15.60	9980	2.3		
100	290	14.05	9700	2.5	R 77	4
114	250	12.33	9350	2.7	RF 77	4
129	225	10.88	9090	3.0		
145	197	9.64	8720	3.2		
163	176	8.59	8500	3.6		
181	158	7.74	8240	3.8		
206	139	6.79	7920	4.2		

输出转速 Output speed n_a [r/min]	输出转距 Output torque M_a [N•m]	传动比 Ratio i	径向负荷 Permitted overhung load F_{Ra} [N]	使用系数 Service factor f_B	机型号 Model	电机极数 Pole P
3.0KW						
60	480	23.44	8730	1.15		
70	405	19.89	8420	1.45		
78	365	17.95	8230	1.60	R 67	4
89	325	15.79	7980	1.75	RF 67	4
94	305	14.91	7860	1.80		
110	260	12.70	7550	2.0		
121	235	11.54	7360	2.1		
140	205	10.00	7090	2.3		
52	550	26.97	4330	0.80	R 57	4
					RF 57	4
64	450	21.93	4380	1.00	R 57	4
75	380	18.60	4300	1.20	RF 57	4
83	345	16.79	4250	1.30		
95	300	14.77	4160	1.45		
100	285	13.95	4130	1.50		
118	245	11.88	4010	1.65		
130	220	10.79	3940	1.75		
150	191	9.35	3820	1.95		
155	185	9.06	3810	2.0	R 57	4
176	163	7.97	3700	2.2	RF 57	4
186	154	7.53	3650	2.3		
218	131	6.41	3520	2.6		
240	119	5.82	3430	2.7		
277	103	5.05	3310	3.0		
319	90	4.39	3190	3.1		
128	225	21.93	3950	2.0		
151	190	18.60	3820	2.4		
167	170	16.79	3730	2.6		
190	151	14.77	3620	2.9	R 57	2
201	143	13.95	3570	3.0	RF 57	2
236	122	11.88	3440	3.3		
259	110	10.79	3360	3.5		
86	330	16.22	2030	0.85	R 47	4
96	300	14.56	2500	0.90	RF 47	4
112	255	12.54	3040	0.95		
119	240	11.79	3040	1.00		
138	210	10.15	2970	1.10		
154	186	9.07	2910	1.20		
175	164	8.01	2840	1.25		
181	159	7.76	2740	1.05	R 47	4
201	143	6.96	2680	1.10	RF 47	4
233	123	6.00	2610	1.25		
248	115	5.64	2580	1.35		
288	99	4.85	2490	1.50		
323	89	4.34	2430	1.65		
365	78	3.83	2360	1.85		
237	121	11.79	2670	2.0		
270	104	10.15	2580	2.2		
309	93	9.07	2510	2.4		
349	82	8.01	2430	2.5		
361	79	7.76	2370	2.1	R 47	2
402	71	6.96	2310	2.2	RF 47	2
467	61	6.00	2220	2.5		
496	58	5.64	2190	2.7		
577	50	4.85	2100	3.0		
646	44	4.34	2040	3.3		
731	39	3.83	1970	3.7		
139	205	10.11	780	0.80	R 37	4
148	194	9.47	1010	0.85	RF 37	4
176	163	7.97	1510	0.95		
210	137	6.67	1250	1.05		
247	116	5.67	1630	1.25		
277	104	5.06	1830	1.30	R 37	4
324	88	4.32	2070	1.45	RF 37	4
346	83	4.05	2140	1.45		
411	70	3.41	2180	1.60		

动力无极限 传动更精彩 Power no limit drive even better
R系列斜齿轮减速机
R series helical gear reducer

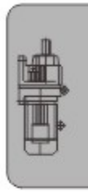

输出转速 Output speed n_a [r/min]	输出转距 Output torque M_a [N•m]	传动比 Ratio i	径向负荷 Permitted overhung load F_{Ra} [N]	使用系数 Service factor f_B	机型号 Model	电机极数 Pole P
3.0KW						
277	103	10.11	2340	1.65		
296	97	9.47	2380	1.70		
351	82	7.97	2290	1.90	R 37	2
420	68	6.67	2170	2.1	RF 37	2
494	58	5.67	2090	2.5		
553	52	5.06	2030	2.6		
648	44	4.32	1950	2.8		
692	41	4.05	1920	3.0		
821	35	3.41	1840	3.2		
250	115	5.60	360	0.85		
280	102	5.00	615	0.95	R 27	4
328	87	4.27	910	1.00	RF 27	4
350	82	4.00	1010	1.05		
415	69	3.37	1230	1.15		
425	67	6.59	1260	1.55		
500	57	5.60	1330	1.75		
560	51	5.00	1300	1.85	R 27	2
656	44	4.27	1260	2.0	RF 27	2
700	41	4.00	1240	2.1		
831	35	3.37	1200	2.3		
217	132	6.45	7130	1.45		
252	114	5.56	6830	2.0	RX 87	4
276	104	5.07	6650	2.4	RXF 87	4
311	92	4.50	6430	3.2		
370	77	3.78	6100	3.9		
296	97	4.73	5050	1.25		
347	83	4.04	4830	1.75		
378	76	3.70	4720	2.0	RX 77	4
431	67	3.25	4550	2.7	RXF 77	4
455	63	3.08	4480	3.1		
371	77	3.77	3150	1.15		
438	66	3.20	3030	1.55		
485	59	2.89	2950	1.80		
551	52	2.54	2850	2.3	RX 67	4
583	49	2.40	2810	2.5	RXF 67	4
685	42	2.04	2690	3.2		
754	38	1.86	2610	3.3		
870	33	1.61	2510	3.5		
1000	29	1.40	2410	3.6		
446	64	3.14	2330	1.00		
530	54	2.64	2240	1.30		
591	49	2.37	2180	1.40		
686	42	2.04	2100	1.65	RX 57	4
729	39	1.92	2070	1.75	RXF 57	4
847	34	1.65	1990	2.0		
948	30	1.48	1930	2.2		
1075	27	1.30	1870	2.4		
4.0KW						
1.6	21200	861	12000	0.85		
1.9	18700	760	12000	0.95	R 167 R97	4
2.2	16000	656	12000	1.10	RF 167 R97	4
2.8	12300	503	12000	1.45		
3.8	9190	376	12000	1.95		
4.2	8180	335	12000	2.2		
2.7	13100	533	62500	1.00		
3.1	11300	462	65800	1.15		
3.3	10500	426	67100	1.25		
3.8	9060	368	69100	1.45		
4.4	8010	326	70300	1.60	R 147 R87	4
5.1	6850	280	71500	1.90	RF 147 R87	4
5.7	6050	247	72200	2.2		
6.7	5220	214	72800	2.5		
7.5	4620	189	73200	2.8		
8.9	3880	159	73600	3.3		

输出转速 Output speed n_a [r/min]	输出转距 Output torque M_a [N•m]	传动比 Ratio i	径向负荷 Permitted overhung load F_{Ra} [N]	使用系数 Service factor f_B	机型号 Model	电机极数 Pole P
4.0KW						
2.3	15300	619	46300	0.85		
2.5	13800	558	61000	0.95	R 147 R77	4
2.9	12100	489	64400	1.10	RF 147 R77	4
3.4	10200	415	67400	1.25		
3.7	9430	381	45400	0.85		
4.4	8000	323	53400	1.00	R 137 R77	4
4.9	7200	291	55000	1.10	RF 137 R77	4
5.6	6290	255	56600	1.25		
6.3	5520	223	57700	1.45		
3.8	9440	376	45200	0.85	R 137 R77	4
4.2	8500	339	51800	0.95	RF 137 R77	4
4.8	7450	297	54500	1.05		
7.6	4620	187	27600	0.95	R 107 R77	4
					RF 107 R77	4
7.3	4840	193	21400	0.90	R 107 R77	4
8.2	4330	172	29300	1.00	RF 107 R77	4
4.4	8660	163.31	69500	1.5		
4.9	7790	146.91	70500	1.65	R 147	8
6.0	6360	119.86	71900	2.0	RF 147	8
6.6	5800	109.31	72400	2.2		
4.1	9250	174.40	48400	0.85		
4.6	8290	156.31	52700	0.95		
5.1	7490	141.12	54400	1.05	R 137	8
536	6800	128.18	55700	1.20	RF 137	8
6.3	6030	113.72	57000	1.35		
7.0	5470	103.20	57800	1.45		
4.3	8860	222.60	50300	0.90		
5.1	7500	188.45	54400	1.05		
5.5	6940	174.40	55500	1.15	R 137	6
6.1	6220	156.31	56700	1.30	RF 137	6
6.8	5620	141.12	57600	1.40		
7.5	5100	128.18	58300	1.55		
8.4	4520	113.72	59000	1.75	R 137	6
9.3	4110	103.20	59400	1.95	RF 137	6
11	3530	88.70	59900	2.3		
8.2	4640	172.34	27500	0.95		
8.9	4270	158.68	29600	1.05		
10	3820	141.83	31900	1.15		
11	3430	127.68	33400	1.25		
12	3110	115.63	34600	1.40		
14	2760	102.53	35700	1.55	R 107	4
15	2490	92.70	36200	1.70	RF 107	4
18	2110	78.57	34900	2.0		
19	1960	72.88	34200	2.2		
22	1760	65.60	33200	2.4		
24	1600	59.41	32300	2.7		
27	1420	52.68	31300	3.0		
12	3130	116.48	13800	0.95		
14	2780	103.44	22400	1.10		
15	2490	92.48	24100	1.20		
17	2240	83.15	25400	1.35		
20	1940	72.17	26600	1.55		
22	1750	65.21	26000	1.70	R 97	4
24	1610	59.92	25500	1.85	RF 97	4
27	1430	53.21	24700	2.1		
30	1280	47.58	24000	2.3		
33	1150	42.78	23400	2.6		
38	1000	37.13	22500	3.0		
43	890	33.25	21800	3.2		
44	860	32.05	21600	3.0		
52	730	27.19	20600	3.5	R 97	4
57	675	25.03	20100	4.2	RF 97	4
63	600	22.37	19500	4.5		
71	540	20.14	18900	4.8		

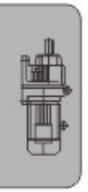

输出转速 Output speed n_a [r/min]	输出转矩 Output torque M_a [N·m]	传动比 Ratio i	径向负荷 Permitted overhung load F_{Ra} [N]	使用系数 Service factor f_B	机型号 Model	电机极数 Pole P
4.0kw						
22	1710	63.68	13300	0.90	R 87	4
24	1620	60.35	13900	0.95	RF 87	4
27	1420	52.82	15200	1.10		
30	1280	47.58	16000	1.20		
34	1120	41.74	16800	1.40	R 87	4
39	990	36.84	17400	1.55	RF 87	4
43	880	32.66	17500	1.75		
51	750	27.88	16800	2.0		
41	930	34.40	17600	1.60		
45	840	31.40	17400	1.85		
51	750	27.84	16800	2.1		
61	630	23.40	16100	2.5		
66	580	21.51	15700	2.6	R 87	4
74	515	19.10	15200	2.8	RF 87	4
83	460	17.08	14700	3.0		
92	415	15.35	14300	3.2		
107	360	13.33	13700	3.6		
119	320	11.93	13300	3.8		
39	990	36.83	4070	0.85		
42	900	33.47	9100	0.90	R 77	4
49	780	29.00	10300	1.05	RF 77	4
56	680	25.23	10800	1.15		
61	630	23.37	10600	1.30		
66	575	21.43	10400	1.40		
76	505	18.80	10100	1.55		
80	480	17.82	9950	1.65		
91	420	15.60	9630	1.75		
101	380	14.05	9380	1.90		
115	330	12.33	9070	2.1	R 77	4
131	295	10.88	8780	2.3	RF 77	4
147	260	9.64	8500	2.4		
165	230	8.59	8320	2.7		
183	210	7.74	8070	2.9		
209	183	6.79	7770	3.2		
237	161	5.99	7490	3.3		
267	143	5.31	7230	3.6		
71	535	19.89	7960	1.10		
79	485	17.95	7800	1.20		
90	425	15.79	7600	1.30		
95	400	14.91	7510	1.35		
112	340	12.70	7240	1.50		
123	310	11.54	7080	1.60		
142	270	10.00	6840	1.75	R 67	4
163	235	8.70	6600	1.90	RF 67	4
182	210	7.79	6440	1.80		
193	198	7.36	6340	1.85		
227	169	6.27	6070	1.95		
249	153	5.70	5920	2.0		
288	133	4.93	5680	2.2		
331	116	4.29	5460	2.3		
76	500	18.60	3520	0.90	R 57	4
85	450	16.79	3830	1.00	RF 57	4
96	395	14.77	3800	1.10		
102	375	13.95	3780	1.15		
120	320	11.88	3710	1.25		
132	290	10.79	3660	1.35		
152	250	9.35	3580	1.45		
157	245	9.06	3590	1.55	R 57	4
178	215	7.97	3500	1.65	RF 57	4
189	205	7.53	3470	1.75		
222	172	6.41	3350	1.95		
244	157	5.82	3280	2.0		
284	136	5.05	3180	2.2		
323	118	4.39	3070	2.4		

输出转速 Output speed n_a [r/min]	输出转矩 Output torque M_a [N·m]	传动比 Ratio i	径向负荷 Permitted overhung load F_{Ra} [N]	使用系数 Service factor f_B	机型号 Model	电机极数 Pole P
4.0kw						
140	275	10.15	1960	0.85		
157	245	9.07	2350	0.90		
177	215	8.01	2640	0.95		
204	187	6.96	2480	0.85		
237	161	6.00	2430	0.95	R 47	4
252	152	5.64	2410	1.00	RF 47	4
293	131	4.85	2350	1.15		
327	117	4.34	2300	1.25		
371	103	3.83	2250	1.40		
176	215	16.22	2640	1.25		
196	195	14.56	2600	1.35		
228	168	12.54	2540	1.50		
242	158	11.79	2510	1.55		
282	136	10.15	2440	1.70		
315	121	9.07	2390	1.80		
357	107	8.01	2320	1.90	R 47	4
369	104	7.76	2250	1.55	RF 47	4
411	93	6.96	2200	1.70		
477	80	6.00	2130	1.95		
507	75	5.64	2100	2.1		
589	65	4.85	2020	2.3		
660	58	4.34	1970	2.5		
746	51	3.83	1910	2.8		
255	150	5.56	6630	1.50		
280	137	5.07	6470	1.85	RX 87	4
316	121	4.50	6260	2.4	RXF 87	4
375	102	3.78	5960	3.0		
351	109	4.04	4670	1.30		
383	100	3.70	4560	1.55		
437	87	3.25	4410	2.1		
461	83	3.08	4350	2.3		
527	73	2.70	4190	3.0	RX 77	4
585	65	2.43	4070	3.3	RXF 77	4
667	57	2.13	3920	3.5		
755	51	1.88	3780	3.7		
852	45	1.67	3650	3.9		
998	38	1.42	3480	4.1		
444	86	3.20	2870	1.15		
492	78	2.89	2810	1.35		
559	68	2.54	2730	1.75		
592	65	2.40	2690	1.90	RX 67	4
692	55	2.04	2580	2.4	RXF 67	4
765	50	1.86	2520	2.5		
883	43	1.61	2420	2.6		
1015	38	1.40	2330	2.8		
538	71	2.64	1670	0.95		
599	64	2.37	1780	1.10		
696	55	2.04	1910	1.25	RX 57	4
740	52	1.92	1940	1.35	RXF 57	4
859	44	1.65	1900	1.55		
962	40	1.48	1840	1.70		
1090	35	1.30	1790	1.80		
5.5KW						
2.2	22000	656	120000	0.80		
2.5	19300	579	120000	0.95		
2.8	16900	503	120000	1.05		
3.3	14400	432	120000	1.25	R 167R97	4
3.8	12600	376	120000	1.45	RF 167R97	4
4.3	11200	335	120000	1.60		
4.7	10100	303	120000	1.80		
5.1	9310	279	120000	1.95		
3.1	15500	462	43700	0.85		
3.3	14400	426	57800	0.9		
3.9	12400	368	63800	1.05		
4.4	11000	326	66300	1.2	R 147R87	4
5.1	9400	280	68600	1.4	RF 147R87	4
5.8	8300	247	70000	1.55		
6.7	71700	214	71200	1.8		
7.6	6340	189	71900	2.0		

动力无极限 传动更精彩 Power no limit drive even better
R系列斜齿轮减速机
R series helical gear reducer

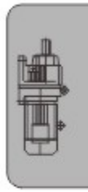

输出转速 Output speed n_a [r/min]	输出转矩 Output torque M_a [N·m]	传动比 Ratio i	径向负荷 Permitted overhung load F_{Ra} [N]	使用系数 Service factor f_B	机型号 Model	电机极数 Pole P
5.5kw						
3.1	17000	229.71	120000	1.05		
3.8	13800	186.93	120000	1.30	R 167	8
4.6	11300	153.07	120000	1.60	RF 167	8
5.1	10400	139.98	120000	1.75		
5.8	9010	121.81	120000	2.0		
4.3	12100	163.31	64400	1.10		
4.8	10900	146.91	66500	1.20	R 147	8
5.9	8870	119.86	69300	1.45	RF 147	8
6.5	8090	109.31	70200	1.60		
5.9	8930	163.31	69200	1.45	R 147	6
6.5	8040	146.91	70300	1.60	RF 147	6
8	6560	119.86	71700	2.0		
8.8	5980	109.31	72200	2.2	R 147	6
10	5180	94.60	72800	2.5	RF 147	6
12	4570	83.47	73200	2.8		
5.5	9480	128.18	44400	0.85		
6.2	8410	113.72	52200	0.95	R 137	8
6.9	7630	103.20	54200	1.05	RF 137	8
8.0	6560	88.70	56100	1.20		
5.5	9540	174.40	43300	0.85		
6.1	8550	156.31	51600	0.95		
6.8	7720	141.12	54000	1.05	R 137	6
7.5	7010	128.18	55300	1.15	RF 137	6
8.4	6220	113.72	56700	1.30		
9.3	5650	103.20	57600	1.40		
6.4	8180	222.60	53000	1.00		
7.6	6920	188.45	55500	1.15		
8.2	6410	174.40	56400	1.25	R 137	4
9.1	5740	156.31	57400	1.40	RF 137	4
10	5180	141.12	58200	1.55		
11	4710	128.18	58800	1.70		
13	4180	113.72	59300	1.90		
14	3790	103.20	59700	2.1		
16	3260	88.70	60200	2.5	R 137	4
18	2970	80.91	60400	2.7	RF 137	4
19	2700	73.49	60500	3.0		
22	2390	65.20	60700	3.3		
24	2170	59.17	60900	3.7		
28	1870	50.86	61000	4.3		
11	4690	127.68	27100	0.90		
12	4250	115.63	29800	1.00		
14	3770	102.53	32100	1.15		
15	3400	92.70	33500	1.25		
18	2980	78.57	33500	1.50	R 107	4
20	2680	72.88	32900	1.60	RF 107	4
22	2410	65.60	32100	1.80		
24	2180	59.41	31300	1.95		
27	1930	52.68	30300	2.2		
30	1750	47.63	29500	2.5		
35	1480	40.37	28200	2.9		
17	3050	83.15	17600	1.00		
20	2650	72.17	21800	1.15		
22	2390	65.21	24600	1.25		
24	2200	59.92	24200	1.35		
27	1950	53.21	23600	1.55	R 97	4
30	1750	47.58	23000	1.70	RF 97	4
33	1570	42.78	22500	1.90		
39	1360	37.13	21700	2.2		
43	1220	33.25	21100	2.4		
52	1010	27.58	20100	2.6		
45	1180	32.05	20900	2.2		
53	1000	27.19	20000	2.6		
57	920	25.03	19600	3.1	R 97	4
64	820	22.37	19000	3.3	RF 97	4
71	740	20.14	18400	3.5		
78	670	18.24	17900	3.7		
88	595	16.17	17300	4.0		

输出转速 Output speed n_a [r/min]	输出转矩 Output torque M_a [N·m]	传动比 Ratio i	径向负荷 Permitted overhung load F_{Ra} [N]	使用系数 Service factor f_B	机型号 Model	电机极数 Pole P
5.5kw						
30	1750	47.58	15400	0.90		
34	1530	41.74	17000	1.00		
39	1350	36.84	17200	1.15	R 87	4
44	1200	32.66	16700	1.30	RF 87	4
51	1020	27.88	16100	1.45		
51	1020	27.84	16100	1.50		
61	860	23.40	15500	1.80		
66	790	21.51	15200	1.90		
75	700	19.10	14700	2.0		
84	625	17.08	14300	2.2		
93	565	15.35	13900	2.4	R 87	4
107	490	13.33	13400	2.6	RF 87	4
120	440	11.93	13000	2.8		
144	365	9.90	12300	3.2		
156	335	9.14	12200	3.6		
174	300	8.22	11800	3.8		
200	260	7.13	11300	4.1		
76	690	18.80	9240	1.15	R 77	4
80	655	17.82	9400	1.20	RF 77	4
92	575	15.60	9150	1.30		
102	515	14.05	8950	1.40		
116	455	12.33	8690	1.50		
131	400	10.88	8440	1.65		
148	355	9.64	8190	1.80	R 77	4
166	315	8.59	8080	2.0	RF 77	4
185	285	7.74	7860	2.2		
211	250	6.79	7580	2.3		
239	220	5.99	7320	2.5		
269	195	5.31	7070	2.6		
91	580	15.79	6610	0.95		
96	550	14.91	6900	1.00		
113	465	12.70	6810	1.10		
124	425	11.54	6690	1.20		
143	365	10.00	6500	1.30		
164	320	8.70	6310	1.40	R 67	4
183	285	7.79	6180	1.35	RF 67	4
194	270	7.36	6100	1.35		
228	230	6.27	5860	1.45		
251	210	5.70	5720	1.50		
290	181	4.93	5510	1.60		
333	158	4.29	5310	1.70		
331	159	8.70	5300	2.8		
369	142	7.79	5160	2.7		
391	134	7.36	5080	2.8	R 67	2
460	114	6.27	4860	2.9	RF 67	2
506	104	5.70	4730	3.0		
584	90	4.93	4540	3.2		
671	78	4.29	4350	3.5		
97	545	14.77	1730	0.80		
103	510	13.95	2070	0.85	R 57	4
120	435	11.88	2900	0.95	RF 57	4
132	395	10.79	3270	1.00		
153	345	9.35	3240	1.10		
179	295	7.97	3220	1.20		
190	275	7.53	3200	1.25	R 57	4
223	235	6.41	3120	1.40	RF 57	4
246	215	5.82	3080	1.50		
283	185	5.05	3000	1.65		
326	161	4.39	2920	1.75		
308	171	9.35	2930	2.2		
361	145	7.97	2850	2.4		
383	137	7.53	2820	2.5	R 57	2
449	117	6.41	2720	2.9	RF 57	2
494	106	5.82	2660	3.0		
571	92	5.05	2560	3.3		
656	80	4.39	2470	3.5		

输出转速 Output speed n_a [r/min]	输出转矩 Output torque M_a [N · m]	传动比 Ratio i	径向负荷 Permitted overhung load F_{Ra} [N]	使用系数 Service factor f_B	机型号 Model	电机极数 Pole P
5.5kW						
295	178	4.85	1870	0.85	R 47	4
330	159	4.34	2110	0.90	RF 47	4
373	141	3.83	2080	1.00		
230	230	12.54	1730	1.10		
244	215	11.79	1910	1.15		
284	185	10.15	2250	1.25		
318	165	9.07	2220	1.35		
359	146	8.01	2170	1.40	R 47	2
480	109	6.00	2000	1.45	RF 47	2
511	103	5.64	1970	1.50		
593	89	4.85	1920	1.70		
664	79	4.34	1870	1.85		
752	70	3.83	1820	2.1		
216	245	6.63	10500	1.90		
255	205	5.61	9980	2.2	RX 107	4
276	191	5.19	9760	3.7	RXF 107	4
307	171	4.65	9460	4.1		
247	215	5.79	8380	1.95		
291	180	4.91	8010	2.2		
316	166	4.52	7820	3.6		
354	149	4.04	7580	4.0		
393	134	3.64	7350	4.4		
434	121	3.30	7140	4.9	RX 97	4
489	107	2.92	6890	5.5	RXF 97	4
541	97	2.64	6690	6.1		
638	82	2.24	6360	7.2		
731	72	1.96	6110	7.9		
874	60	1.64	5780	8.4		
1010	52	1.42	5530	8.8		
318	165	4.50	6040	1.75		
378	139	3.78	5770	2.2		
411	128	3.48	5640	3.2	RX 87	4
463	113	3.09	5460	3.6	RXF 87	4
518	101	2.76	5290	4.0		
576	91	2.48	5130	4.4		
664	79	2.15	4930	4.9		
440	119	3.25	4220	1.50		
464	113	3.08	4160	1.70		
530	99	2.70	4030	2.2		
589	89	2.43	3920	2.4	RX 77	4
671	78	2.13	3780	2.6	RXF 77	4
761	69	1.88	3660	2.7		
858	61	1.67	3540	2.8		
1005	52	1.42	3380	3.0		
563	93	2.54	2550	1.25		
596	88	2.40	2520	1.40		
700	75	2.04	2430	1.80	RX 67	4
770	68	1.86	2380	1.85	RXF 67	4
889	59	1.61	2300	1.95		
1020	51	1.40	2220	2.0		
700	75	2.04	665	0.90		
745	71	1.92	755	1.00	R 57	4
866	61	1.65	940	1.15	RF 57	4
969	54	1.48	1020	1.25		
1095	48	1.30	1160	1.30		
7.5kW						
2.8	23100	503	120000	0.80		
3.3	19800	432	120000	0.90	R 167	4
3.8	17300	376	120000	1.05	RF 167	4
4.3	15400	335	120000	1.15		
4.7	13900	303	120000	1.30		
5.1	12800	279	120000	1.40		
4.4	15000	326	50100	0.85		
5.1	12900	280	62900	1.00		
5.8	11400	247	65700	1.15	R 147	4
6.7	9810	214	68000	1.30	RF 147	4
7.6	8680	189	69500	1.50		
9.0	7290	159	71000	1.80		

输出转速 Output speed n_a [r/min]	输出转矩 Output torque M_a [N · m]	传动比 Ratio i	径向负荷 Permitted overhung load F_{Ra} [N]	使用系数 Service factor f_B	机型号 Model	电机极数 Pole P
7.5kW						
3.1	22900	229.71	120000	0.80		
3.8	18600	186.93	120000	0.95		
4.7	15200	153.07	120000	1.20	R 167	8
5.1	13900	139.98	120000	1.30	RF 167	8
5.9	12100	121.81	120000	1.50		
4.2	17100	229.71	120000	1.05	R 167	6
5.1	13900	186.93	120000	1.30	RF 167	6
6.3	11400	153.07	120000	1.60		
6.9	10400	139.98	120000	1.70		
7.9	9090	121.81	120000	2.0		
8.9	8020	107.49	120000	2.2	R 167	6
10	6950	93.19	120000	2.6	RF 167	6
12	6190	82.91	120000	2.9		
13	5500	73.70	120000	3.3		
14	5030	67.40	120000	3.6		
4.4	16200	163.31	32800	0.80		
4.9	14600	146.91	55100	0.90	R 147	8
6.0	11900	119.86	64700	1.10	RF 147	8
6.6	10900	109.31	66500	1.20		
5.9	12200	163.31	64200	1.05	R 147	6
6.5	11000	146.91	66300	1.20	RF 147	6
8.0	8940	119.86	69200	1.45		
8.8	8150	109.31	70100	1.60	R 147	6
10	700	94.60	71300	1.85	RF 147	6
12	6230	83.47	72000	2.1		
7.6	9440	188.45	45300	0.85		
8.2	8730	174.40	50800	0.90	R 137	4
9.1	7830	156.31	53700	1.00	RF 137	4
10	7070	141.12	55200	1.15		
11	6420	128.18	56400	1.25		
13	5700	113.72	57500	1.40		
14	5170	103.20	58200	1.55		
16	4440	88.70	59100	1.80	R 137	4
18	4050	80.91	59500	1.95	RF 137	4
19	3680	73.49	59800	2.2		
22	3270	65.20	60100	2.5		
24	2960	59.17	60400	2.7		
28	2550	50.86	60600	3.1		
15	4640	92.70	27500	0.95		
18	3940	78.57	31300	1.10		
20	3650	72.88	31300	1.20		
22	3290	65.60	30600	1.30		
24	2980	59.41	30000	1.45	R 107	4
27	2640	52.68	29200	1.65	RF 107	4
30	2390	47.63	28500	1.80		
35	2020	40.37	27300	2.1		
41	1770	35.26	26400	2.4		
48	1480	29.49	25200	2.9		
46	1540	30.77	25500	2.8		
52	1380	27.58	24700	3.1	R 107	4
57	1250	24.90	24100	3.5	RF 107	4
63	1130	22.62	23400	3.8		
24	3000	59.92	19700	1.00		
27	2670	53.21	22200	1.15	R 97	4
30	2380	47.58	21800	1.25	RF 97	4
33	2140	42.78	21300	1.40		
39	1860	37.13	20700	1.60		
43	1670	33.25	20200	1.75	R 97	4
52	1380	27.58	19400	1.95	RF 97	4

动力无极限 传动更精彩 Power no limit drive even better
R系列斜齿轮减速机
R series helical gear reducer

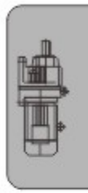

输出转速 Output speed n_a [r/min]	输出转矩 Output torque M_a [N · m]	传动比 Ratio i	径向负荷 Permitted overhung load F_{Ra} [N]	使用系数 Service factor f_B	机型号 Model	电机极数 Pole P
7.5kW						
45	1610	32.05	20000	1.60		
53	1360	27.19	19300	1.90		
57	1250	25.03	18900	2.3	R 97	4
64	1120	22.37	18400	2.4	RF 97	4
71	1010	20.14	17900	2.6		
78	910	18.24	17500	2.7		
39	1840	36.84	11500	0.85	R 87	4
44	1640	32.66	15700	0.95	RF 87	4
51	1400	27.88	15200	1.05		
51	1390	27.84	15200	1.10		
61	1170	23.40	14700	1.30		
66	1080	21.51	14500	1.40		
75	960	19.10	14100	1.50		
84	860	17.08	13700	1.65		
93	770	15.35	12500	1.75		
107	670	13.33	12900	1.90	R 87	4
120	600	11.93	12600	2.1	RF 87	4
144	495	9.90	12000	2.4		
156	460	9.14	11900	2.6		
174	410	8.22	11600	2.8		
200	355	7.13	11100	3.0		
224	320	6.39	10800	3.2		
270	265	5.30	10200	3.4		
76	940	18.80	5310	0.85		
80	890	17.82	5720	0.85		
92	780	15.60	6610	0.95		
102	705	14.05	7180	1.00		
116	615	12.33	7750	1.10		
131	545	10.88	8010	1.20	R 77	4
148	485	9.64	7810	1.30	RF 77	4
166	430	8.59	7620	1.45		
185	390	7.74	7590	1.55		
211	340	6.79	7340	1.70		
239	300	5.99	7110	1.80		
269	265	5.31	6890	1.90		
113	635	12.70	4240	0.80		
124	580	11.54	4860	0.85		
143	500	10.00	5620	0.95		
164	435	8.70	5930	1.00		
183	390	7.79	5500	0.95	R 67	4
194	370	7.36	5720	1.00	RF 67	4
228	315	6.27	5600	1.05		
251	285	5.70	5480	1.10		
290	245	4.93	5300	1.15		
333	215	4.29	5130	1.25		
179	400	7.97	980	0.90		
190	375	7.53	1280	0.95		
223	320	6.41	2020	1.05	R 57	4
246	290	5.82	2380	1.10	RF 57	4
283	255	5.05	2760	1.20		
326	220	4.39	2710	1.25		
296	365	14.77	2580	1.20		
208	345	13.95	2780	1.25		
244	295	11.88	2780	1.40		
269	265	10.79	2750	1.45		
310	230	9.35	2710	1.60	R 57	2
364	197	7.97	2670	1.80	RF 57	2
385	186	7.53	2640	1.90		
452	158	6.41	2570	2.1		
498	144	5.82	2520	2.2		
575	125	5.05	2440	2.5		
660	108	4.39	2370	2.6		
216	330	6.63	10100	1.40		
255	280	5.61	9690	1.60	RX 107	4
276	260	5.19	9490	2.7	RXF 107	4
307	235	4.65	9210	3.0		
340	210	4.20	8950	3.9		

输出转速 Output speed n_a [r/min]	输出转矩 Output torque M_a [N · m]	传动比 Ratio i	径向负荷 Permitted overhung load F_{Ra} [N]	使用系数 Service factor f_B	机型号 Model	电机极数 Pole P
7.5kW						
247	290	5.79	8080	1.45		
291	245	4.91	7750	1.60		
316	225	4.52	7580	2.6	RX 97	4
354	205	4.04	7360	2.9	RXF 97	4
393	182	3.64	7160	3.3		
434	165	3.30	6960	3.6		
489	146	2.92	6730	4.1		
318	225	4.50	5760	1.30		
378	189	3.78	5530	1.60		
411	174	3.48	5420	2.3		
463	155	3.09	5260	2.6		
518	138	2.76	5110	2.9	RX 87	4
576	124	2.48	4970	3.3	RXF 87	4
664	108	2.15	4780	3.6		
741	97	1.93	4640	3.7		
894	80	1.60	4400	3.9		
1030	70	1.39	4230	4.2		
440	163	3.25	3820	1.10		
464	154	3.08	3890	1.25		
530	135	2.70	3820	1.60		
589	122	2.43	3730	1.75	RX 77	4
671	107	2.13	3620	1.85	RXF 77	4
761	94	1.88	3510	2.0		
858	84	1.67	3400	2.1		
1005	71	1.42	3260	2.2		
563	127	2.54	1500	0.95		
596	120	2.40	1610	1.00		
700	102	2.04	1810	1.30	RX 67	4
770	93	1.86	1930	1.35	RXF 67	4
889	81	1.61	2060	1.40		
1020	70	1.40	2080	1.50		
9.2*kW						
3.8	21100	3.76	120000	0.85	R 167 R97	4
4.3	18800	335	120000	0.95	RF 167 R97	4
4.8	16900	303	120000	1.05		
5.2	15600	279	120000	1.15		
5.1	15700	280	40800	0.85		
5.8	13900	247	60800	0.95	R 147 R87	4
6.7	12000	214	64600	1.10	RF 147 R87	4
7.6	10600	189	66900	1.25		
9.1	8900	159	69300	1.45		
8.8	9960	163.31	67800	1.30	R 147	4
9.8	8960	146.91	69200	1.45	RF 147	4
12	7310	119.86	71000	1.80		
13	6670	109.31	71600	1.95		
15	5770	94.60	72400	2.2	R 147	4
17	5090	83.47	72900	2.5	RF 147	4
20	4400	72.09	73300	3.0		
22	4090	66.99	73500	3.2		
9.2	9540	156.31	43400	0.85		
10	8610	141.12	51400	0.95	R 137	4
11	7820	128.72	53800	1.00	RF 137	4
13	6940	113.72	55500	1.15		
14	6300	103.20	56600	1.25		
16	5410	88.70	57900	1.50		
18	4940	80.91	58500	1.60		
20	4480	73.49	59000	1.80	R 137	4
22	3980	65.20	59500	2.0	RF 137	4
24	3610	59.17	59900	2.2		
28	3100	50.86	60300	2.6		
32	2710	44.39	60500	3.0		

输出转速 Output speed n_a [r/min]	输出转矩 Output torque M_a [N・m]	传动比 Ratio i	径向负荷 Permitted overhung load F_{Ra} [N]	使用系数 Service factor f_a	机型号 Model	电机极数 Pole P
9.2*kW						
18	4790	78.57	23300	0.90	R 107 RF 107	4 4
20	4450	72.88	28600	0.95		
22	4000	65.60	29400	1.05		
24	3620	59.41	28800	1.20		
27	3210	52.68	28100	1.35		
30	2910	47.63	27500	1.50		
36	2460	40.37	26500	1.75		
41	2150	35.26	25700	2.0		
49	1800	29.49	24600	2.4		
47	1880	30.77	24900	2.3	R 107 RF 107	4 4
52	1680	27.58	24200	2.6		
58	1520	24.90	23500	2.8		
64	1380	22.62	23000	3.1		
72	1220	20.07	22200	3.5		
27	3250	53.21	3280	0.90	R 97 RF 97	4 4
30	2900	47.58	20600	1.05		
34	2610	42.78	20300	1.15		
39	2270	37.13	19800	1.30	R 97 RF 97	4 4
43	2030	33.25	19400	1.40		
52	1680	27.58	18700	1.60		
58	1530	25.03	18300	1.85	R 97 RF 97	4 4
64	1370	22.37	17900	2.0		
71	1230	20.14	17400	2.1		
79	1110	18.24	17000	2.2		
89	990	16.17	16500	2.4		
98	890	14.62	16100	2.6		
116	755	12.39	15400	2.9		
67	1310	21.51	13900	1.15	R 87 RF 87	4 4
75	1170	19.10	13600	1.25		
84	1040	17.08	13200	1.35		
94	940	15.35	13000	1.45		
108	810	13.33	12600	1.55		
121	730	11.93	12200	1.70		
145	605	9.90	11700	1.95		
158	560	9.14	11700	2.2		
175	500	8.22	11400	2.3		
202	435	7.13	10900	2.5		
225	390	6.39	10600	2.6		
102	860	14.05	4740	0.85	R 77 RF 77	4 4
117	750	12.33	5610	0.90		
132	665	10.88	6280	1.00		
149	590	9.64	6800	1.05		
186	470	7.74	6300	1.30	R 77 RF 77	4 4
212	415	6.79	6720	1.40		
240	365	5.99	6920	1.50		
271	325	5.31	6720	1.55		
277	315	5.19	9240	2.2	RX 107 RXF 107	4 4
310	285	4.65	8990	2.5		
343	255	4.20	8760	3.2		
377	235	3.81	8540	3.6		
425	205	3.38	8270	4.0		
318	275	4.52	7370	2.2	RX 97 RXF 97	4 4
356	245	4.04	7170	2.4		
396	220	3.64	6980	2.7		
437	200	3.30	6800	3.0		
493	178	2.92	6590	3.3		
545	161	2.64	6410	3.7		
643	137	2.24	6120	4.3		
736	119	1.96	5890	4.8		
880	100	1.64	5590	5.1		
1015	86	1.42	5360	5.3		

输出转速 Output speed n_a [r/min]	输出转矩 Output torque M_a [N・m]	传动比 Ratio i	径向负荷 Permitted overhung load F_{Ra} [N]	使用系数 Service factor f_a	机型号 Model	电机极数 Pole P
9.2kW						
414	210	3.48	5220	1.90	RX 87 RXF 87	4 4
466	188	3.09	5080	2.2		
522	168	2.76	4950	2.4		
580	151	2.48	4820	2.7		
669	131	2.15	4650	2.9		
747	118	1.93	4520	3.0		
900	98	1.60	4300	3.2		
1035	85	1.39	4140	3.4		
593	148	2.43	3010	1.45	RX 77 RXF 77	
676	130	2.13	3160	1.55		
766	115	1.88	3260	1.65		
864	102	1.67	3280	1.70		
1010	87	1.42	3160	1.80		
11.0kW						
4.9	19600	295	120000	0.90	R 167 R107 RF 167 R107	4 4
5.3	18100	270	120000	1.00		
6.3	15300	229	120000	1.20		
7.2	13400	200	120000	1.35		
8.5	11300	169	120000	1.60		
5.0	19800	291	120000	0.90	R 167 R107 RF 167 R107	4 4
4.3	22500	335	120000	0.80	R 167 R97 RF 167 R97	4 4
4.8	20300	303	120000	0.90		
5.2	18700	279	120000	0.95		
5.8	16600	247	26800	0.80	R 147 R87 RF 147 R87	4 4
6.7	14300	214	58300	0.90		
7.6	12700	189	63300	1.05		
9.1	10700	159	66800	1.20		
5.1	20500	186.93	120000	0.90	R 167 RF 167	4 4
6.3	16700	153.07	120000	1.05		
6.9	15300	139.98	120000	1.20		
7.9	13300	121.81	120000	1.35		
6.3	16800	229.71	120000	1.05	R 167 RF 167	4 4
7.7	13600	186.93	120000	1.30		
9.4	11200	153.07	120000	1.60	R 167 RF 167	4 4
10	10200	139.98	120000	1.75		
12	8890	121.81	120000	2.0		
13	7840	107.49	120000	2.3		
15	6800	93.19	120000	2.7		
17	6050	82.91	120000	3.0		
6.5	16100	146.91	35400	0.80	R 147 RF 147	6 6
8.0	13100	119.86	62400	1.00		
8.8	12000	109.31	64600	1.10		
10	10400	94.60	67300	1.25		
12	9130	83.47	39000	1.40		
8.8	11900	163.31	64700	1.10	R 147 RF 147	4 4
9.8	10700	146.91	66700	1.20		
12	8740	119.86	69400	1.50		
13	7970	109.31	70300	1.65	R 147 RF 147	4 4
15	6900	94.60	71400	1.90		
17	6090	83.47	72100	2.1		
20	5260	72.09	72800	2.5		
22	4890	66.99	73000	2.7		
24	4460	61.09	73300	2.9		
27	3860	52.87	73600	3.4		

动力无极限 传动更精彩 Power no limit drive even better
R系列斜齿轮减速机
R series helical gear reducer

输出转速 Output speed n_a [r/min]	输出转矩 Output torque M_a [N・m]	传动比 Ratio i	径向负荷 Permitted overhung load F_{Ra} [N]	使用系数 Service factor f_a	机型号 Model	电机极数 Pole P
11.0kW						
10	10300	142.12	23300	0.80	R 137 RF 137	4 4
11	9350	128.18	46900	0.85		
13	8300	113.72	52700	0.95		
14	7530	103.20	54400	1.05		
16	6470	88.70	56300	1.25		
18	5900	80.91	57200	1.35		
20	5360	73.49	57900	1.50		
22	4760	65.20	58700	1.70		
24	4320	59.17	59200	1.85		
28	3710	50.86	59800	2.2		
32	3240	44.39	60200	2.5		
38	2750	37.65	60500	2.9		
44	2400	32.91	60700	3.3		
22	4790	65.60	23700	0.90	R 107 RF 107	4 4
24	4330	59.41	27600	1.00		
27	3840	52.68	27100	1.10		
30	3470	47.63	26600	1.25		
36	2940	40.37	25700	1.45		
41	2570	35.26	25000	1.65		
49	2150	29.49	24000	2.0		
47	2240	30.77	24200	1.90	R 107 RF 107	4 4
52	2010	27.58	23600	2.1		
58	1820	24.90	23100	2.4		
64	1650	22.62	22500	2.6		
72	1460	20.07	21800	2.9		
79	1330	18.21	21300	3.2		
34	3120	42.78	14500	0.95	R 97 RF 97	4 4
39	2710	37.13	18900	1.10		
43	2430	33.25	18600	1.20		
52	2010	27.58	18000	1.35		
58	1830	25.03	17700	1.55	R 97 RF 97	4 4
64	1630	22.37	17300	1.65		
71	1470	20.14	16900	1.80		
79	1330	18.24	16600	1.90	R 97 RF 97	4 4
89	1180	16.17	16100	2.0		
98	1070	14.62	15700	2.2		
116	900	12.39	15100	2.4		
133	790	10.83	14600	2.7		
155	675	9.29	14300	3.0		
172	610	8.39	13900	3.3		
202	520	7.12	13200	3.8		
232	455	6.21	12700	4.2		
67	1570	21.51	13200	0.95	R 87 RF 87	4 4
75	1390	19.10	13000	1.05		
84	1250	17.08	12800	1.10		
94	1120	15.35	12500	1.20	R 87 RF 87	4 4
108	970	13.33	12200	1.30		
121	870	11.93	11900	1.40		
145	720	9.90	11400	1.65		
158	665	9.14	11500	1.80		
175	600	8.22	11200	1.95		
202	520	7.13	10800	2.1		
225	465	6.39	10400	2.2		
272	385	5.30	9910	2.3		
132	795	10.88	4250	0.85	R 77 RF 77	4 4
149	705	9.64	5000	0.90		
186	565	7.74	4630	1.10	R 77 RF 77	4 4
212	495	6.79	5250	1.15		
240	435	5.99	5720	1.25		
271	390	5.31	6090	1.30		
277	380	5.19	9000	1.85	RX 107 RXF 107	4 4
310	340	4.65	8770	2.0		
343	305	4.20	8560	2.7		
377	280	3.81	8360	3.0		
425	245	3.38	8100	3.4		
469	225	3.07	7900	3.7		
545	193	2.64	7580	4.3		

输出转速 Output speed n_a [r/min]	输出转矩 Output torque M_a [N・m]	传动比 Ratio i	径向负荷 Permitted overhung load F_{Ra} [N]	使用系数 Service factor f_a	机型号 Model	电机极数 Pole P
11.0kW						
318	330	4.52	7150	1.80	RX 97 RXF 97	4 4
365	295	4.04	6970	2.0		
396	265	3.64	6800	2.2		
437	240	3.30	6640	2.5		
493	215	2.92	6440	2.8		
545	193	2.64	6280	3.1		
643	163	2.24	6000	3.6		
736	143	1.96	5790	4.0		
880	119	1.64	5500	4.2		
1015	103	1.42	5280	4.4		
414	255	3.48	5030	1.60	RX 87 RXF 87	4 4
466	225	3.09	4910	1.80		
522	200	2.76	4790	2.0		
580	181	2.48	4680	2.2		
669	157	2.15	4530	2.5	RX 87 RXF 87	4 4
747	141	1.93	4400	2.5		
900	117	1.60	4200	2.8		
1035	102	1.39	4050	2.9		
593	177	2.43	1890	1.20	RX 77 RXF 77	4 4
676	155	2.13	2140	1.30		
766	137	1.88	2330	1.35		
864	122	1.67	2460	1.40		
1010	104	1.42	2580	1.50		
15.0kw						
6.4	20700	229	120000	0.85	R 167 R107 RF 167 R107	4 4
7.3	18100	200	120000	1.00		
8.6	15200	169	120000	1.20		
6.4	20800	227	120000	0.85	R 167 R107 RF 167 R107	4 4
7.4	18100	198	120000	1.00		
6.3	22600	153.07	120000	0.80	R 167 RF 167	6 6
6.9	20700	139.98	120000	0.85		
8.0	18000	121.81	120000	1.00		
9.0	15900	107.49	120000	1.15		
6.4	22500	229.71	120000	0.80	R 167 RF 167	6 6
7.8	18300	186.93	120000	1.00		
9.5	15000	153.07	120000	1.20	R 167 RF 167	6 6
10	13700	139.98	120000	1.30		
12	12000	121.81	120000	1.50		
14	10500	107.49	120000	1.70		
16	9140	93.19	120000	1.95		
18	8130	82.91	120000	2.2		
20	7230	73.70	120000	2.5		
22	6610	67.40	120000	2.7		
8.9	16100	109.31	34400	0.80	R 147 RF 147	6 6
10	14000	94.60	60600	0.95		
12	12300	83.47	64000	1.05		
13	10600	72.09	66800	1.20		
14	9890	66.99	67900	1.30		
8.9	16000	163.31	36200	0.80	R 147 RF 147	6 6
9.9	14400	146.91	57400	0.90		
12	11800	119.86	65000	1.10		
13	10700	109.31	66700	1.20		
15	9280	94.60	68800	1.40	R 147 RF 147	6 6
17	8190	83.47	70100	1.60		
20	7070	72.09	71300	1.85		
22	6570	66.99	71700	2.0		
24	5990	61.09	72200	2.2		
28	5190	52.87	72800	2.5		
31	4580	46.65	73200	2.8		
14	10100	103.20	30700	0.80	R 137 RF 137	6 6
16	8700	88.70	51000	0.90		
18	7940	80.91	53500	1.00		
20	7210	73.49	55000	1.10		

输出转速 Output speed n_a [r/min]	输出转矩 Output torque M_a [N・m]	传动比 Ratio i	径向负荷 Permitted overhung load F_{Ra} [N]	使用系数 Service factor f_B	机型号 Model	电机极数 Pole P
15.0kW						
22	6400	65.20	56400	1.25	R 137 RF 137	4 4
25	5800	59.17	57300	1.40		
29	4990	50.86	58400	1.60		
33	4360	44.39	59100	1.85		
39	3690	37.65	59800	2.2		
44	3230	32.91	60200	2.5		
52	2730	27.83	60500	2.8		
31	4670	47.63	24500	0.90	R 107 RF 107	4 4
36	3960	40.37	23900	1.10		
41	3460	35.26	23400	1.25		
50	2890	29.49	22600	1.50		
47	3020	30.77	22800	1.40	R 107 RF 107	4 4
53	2710	27.58	22400	1.60		
59	2440	24.90	21900	1.75		
65	2220	22.62	21400	1.95		
73	1970	20.07	20900	2.2		
80	1790	18.21	20400	2.4		
93	1540	15.65	19700	2.8		
107	1340	13.66	19000	3.2		
53	2710	27.58	16500	1.00	R 97 RF 97	4 4
58	2460	25.03	16300	1.15	R 97 RF 97	4 4
65	2200	22.37	16100	1.25		
72	1980	20.14	15800	1.30		
80	1790	18.24	15600	1.40		
90	1590	16.17	15200	1.50		
100	1430	14.62	14900	1.60		
118	1220	12.39	14400	1.80		
135	1060	10.83	14000	1.95		
157	910	9.29	13800	2.2		
174	820	8.39	13400	2.5		
205	700	7.12	12800	2.9		
235	610	6.21	12400	3.1		
85	1680	17.08	11600	0.85	R 87 RF 87	4 4
95	1510	15.35	11500	0.90		
110	1310	13.33	11300	1.00		
122	1170	11.93	11100	1.05		
147	970	9.90	10700	1.20	R 87 RF 87	4 4
160	900	9.14	11000	1.35		
178	810	8.22	10700	1.45		
205	700	7.13	10300	1.55		
229	625	6.39	10100	1.65		
275	520	5.30	96000	1.75		
281	510	5.19	8440	1.35	RX 107 RXF 107	4 4
314	455	4.65	8260	1.50		
348	410	4.20	8100	2.0		
383	375	3.81	7930	2.2		
431	330	3.38	7720	2.5	RX 107 RXF 107	4 4
475	300	3.07	7540	2.8		
553	260	2.64	7260	3.2		
634	225	2.30	7010	3.7		
747	192	1.95	6710	4.0		
855	168	1.71	6470	4.2		
1010	142	1.44	6170	4.6		
323	445	4.52	6660	1.35	RX 97 RXF 97	4 4
361	395	4.04	6530	1.50		
401	355	3.64	6400	1.65		
443	325	3.30	6270	1.85		
499	285	2.92	6110	2.1		
552	260	2.64	5970	2.3		
652	220	2.24	5730	2.7		
746	192	1.96	5550	3.0		
892	161	1.64	5290	3.2		
1030	139	1.42	5090	3.3		

输出转速 Output speed n_a [r/min]	输出转矩 Output torque M_a [N・m]	传动比 Ratio i	径向负荷 Permitted overhung load F_{Ra} [N]	使用系数 Service factor f_B	机型号 Model	电机极数 Pole P
15.0kW						
420	340	3.48	4260	1.20	RX 87 RXF 87	4 4
473	305	3.09	4510	1.35		
529	270	2.76	4430	1.50		
588	245	2.48	4350	1.65		
678	210	2.15	4230	1.80		
757	189	1.93	4130	1.90	RX 87 RXF 87	4 4
913	157	1.60	3960	2.0		
1050	137	1.39	3840	2.1		
18.5kW						
7.8	22500	186.93	120000	0.80	R 167 RF 167	4 4
9.6	18500	153.07	120000	1.00		
10	16900	139.98	120000	1.05		
12	14700	121.81	120000	1.25		
14	13000	107.49	120000	1.40	R 167 RF 167	4 4
16	11200	93.19	120000	1.60		
18	10000	82.91	120000	1.80		
20	8890	73.70	120000	2.0		
22	8130	67.40	120000	2.2		
25	7070	58.65	120000	2.5		
12	14500	119.86	56900	0.90	R 147 RF 147	4 4
13	13200	109.31	62300	1.00		
15	11400	94.60	65600	1.15		
18	10100	83.47	67700	1.30	R 147 RF 147	4 4
20	8690	72.09	69500	1.50		
22	8080	66.99	70200	1.60		
24	7370	61.09	71000	1.75		
28	6380	52.87	71900	2.0		
31	5630	46.65	72500	2.3		
36	4860	40.29	73000	2.7		
18	9760	80.91	39000	0.80	R 137 RF 137	4 4
20	8860	73.49	50200	0.90		
22	7860	65.20	53700	1.00		
25	7140	59.17	55100	1.10		
29	6130	50.86	56800	1.30	R 137 RF 137	4 4
33	5350	44.39	58000	1.50		
39	4540	37.65	58900	1.75		
45	3970	32.91	59500	2.0		
53	3360	27.83	60100	2.3		
50	3570	29.57	59900	2.2	R 137 RF 137	4 4
61	2910	24.12	60400	2.8		
67	2650	22.00	60600	3.0		
77	2300	19.04	60800	3.5		
87	2030	16.80	60900	4.0		
36	4870	40.37	20200	0.90	R 107 RF 107	4 4
42	4250	35.26	22000	1.00		
50	3560	29.49	21500	1.20		
59	3000	24.90	20900	1.45	R 107 RF 107	4 4
65	2730	22.62	20600	1.60		
73	2420	20.07	20100	1.80		
80	2200	18.21	19700	1.95		
94	1890	15.65	19100	2.3		
107	1650	13.66	18500	2.6		
126	1400	11.59	17800	3.1		
145	1220	10.13	17200	3.5		
186	950	7.86	16300	3.1		
220	800	6.66	15600	3.7		

动力无极限 传动更精彩 Power no limit drive even better
R系列斜齿轮减速机
R series helical gear reducer

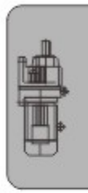

输出转速 Output speed n_a [r/min]	输出转矩 Output torque M_a [N・m]	传动比 Ratio i	径向负荷 Permitted overhung load F_{Ra} [N]	使用系数 Service factor f_B	机型号 Model	电机极数 Pole P
18.5kW						
73	2430	20.14	14900	1.05	R 97 RF 97	4 4
80	2200	18.24	14700	1.15		
91	1950	16.17	14500	1.25		
100	1760	14.62	14200	1.30		
118	1490	12.39	13800	1.45		
135	1310	10.83	13500	1.60		
158	1120	9.29	13400	1.80		
175	1010	8.39	13100	2.0		
206	860	7.12	12600	2.3		
236	750	6.21	12100	2.5		
282	625	5.20	11600	2.8		
326	545	4.50	11100	3.0		
110	1610	13.33	10600	0.80	R 87 RF 87	4 4
123	1440	11.93	10400	0.85		
148	1190	9.90	10200	1.00		
160	1100	9.14	10600	1.10		
178	990	8.22	10300	1.15		
205	860	7.13	10000	1.25		
229	770	6.39	9770	1.30		
276	640	5.30	9350	1.40		
349	505	4.20	7710	1.65	RX 107 RXF 107	4 4
384	460	3.81	7580	1.80		
433	410	3.38	7400	2.0		
477	370	3.07	7250	2.2		
555	320	2.64	7010	2.6	RX 107 RXF 107	4 4
636	280	2.30	6780	3.0		
750	235	1.95	6510	3.2		
858	205	1.71	6290	3.4		
1015	174	1.44	6020	3.7		
402	440	3.64	6060	1.35	RX 97 RXF 97	4 4
444	400	3.30	5960	1.50		
501	355	2.92	5830	1.70		
554	320	2.64	5710	1.85		
654	270	2.24	5510	2.2		
749	235	1.96	5350	2.4		
895	197	1.64	5120	2.6		
1035	171	1.42	4940	2.7		
531	335	2.76	3040	1.20	RX 87 RXF 87	4 4
590	300	2.48	3340	1.35		
680	260	2.15	3630	1.50		
760	235	1.93	3820	1.55		
916	193	1.60	3770	1.65		
1055	168	1.39	3670	1.75		
22kW						
9.6	22000	153.07	120000	0.80	R 167 RF 167	4 4
10	20100	139.98	120000	0.90		
12	17500	121.81	120000	1.05		
14	15400	107.49	120000	1.15	R 167 RF 167	4 4
16	13400	93.19	120000	1.35		
18	11900	82.91	120000	1.50		
20	10600	73.70	120000	1.70		
22	9670	67.40	120000	1.85		
25	8410	58.65	120000	2.1		
28	7420	51.76	120000	2.4		
33	6430	44.87	120000	2.8		
13	15700	109.31	41300	0.85	R 147 RF 147	4 4
15	13600	94.60	61500	0.95		
18	12000	83.47	64600	1.10		
20	10300	72.09	67300	1.25		
22	9610	66.99	68300	1.35	R 147 RF 147	4 4
24	8760	61.09	69400	1.50		
28	7580	52.87	70800	1.70		
31	6690	46.65	71600	1.95		
36	5780	40.29	72400	2.2		
41	5110	35.64	72900	2.5		
49	4300	29.95	73400	3.0		

输出转速 Output speed n_a [r/min]	输出转矩 Output torque M_a [N・m]	传动比 Ratio i	径向负荷 Permitted overhung load F_{Ra} [N]	使用系数 Service factor f_B	机型号 Model	电机极数 Pole P
22kW						
22	9350	65.20	46900	0.85	R 137 RF 137	4 4
25	8480	59.17	51900	0.95		
29	7290	50.86	54800	1.10		
33	6370	44.39	56500	1.25		
39	5400	37.65	57900	1.50	R 137 RF 137	4 4
45	4720	32.91	58700	1.70		
53	3990	27.83	59500	1.90		
50	4240	29.57	59300	1.85	R 137 RF 137	4 4
61	3460	24.12	60000	2.3		
67	3150	22.00	60200	2.5		
77	2730	19.04	60500	2.9		
87	2410	16.80	60700	3.3	R 137 RF 137	4 4
101	2080	14.51	60900	3.8		
114	1840	12.83	61000	4.3		
42	5060	35.26	7280	0.85	R 107 RF 107	4 4
50	4230	29.49	20400	1.00		
59	3570	24.90	20000	1.20	R 107 RF 107	4 4
65	3240	22.62	19700	1.35		
73	2880	20.07	19300	1.50		
80	2610	18.21	19000	1.65	R 107 RF 107	4 4
94	2240	15.65	18500	1.90		
107	1960	13.66	18000	2.2		
126	1660	11.59	17300	2.6		
145	1450	10.13	16800	3.0		
171	1230	8.56	16100	3.5		
186	1130	7.86	16100	2.6		
220	960	6.66	15400	3.1		
252	840	5.82	14800	3.6		
73	2890	20.14	14000	0.90	R 97 RF 97	4 4
80	2620	18.24	13900	0.95		
91	2320	16.17	13700	1.05		
100	2100	14.62	13600	1.10		
118	1780	12.39	13200	1.25	R 97 RF 97	4 4
135	1550	10.83	13000	1.35		
158	1330	9.29	13100	1.50		
175	1200	8.39	12800	1.70		
206	1020	7.12	12300	1.95		
236	890	6.21	11900	2.1		
282	745	5.20	11400	2.4		
326	645	4.50	10900	2.5		
148	1420	9.90	9640	0.85	R 87 RF 87	4 4
160	1310	9.14	10100	0.90		
178	1180	8.22	9960	1.00		
205	1020	7.13	9700	1.05		
229	920	6.39	9490	1.10		
276	760	5.30	9110	1.20		
349	600	4.20	7330	1.40	RX 107 RXF 107	4 4
384	545	3.81	7230	1.50		
433	485	3.38	7090	1.70		
477	440	3.07	6960	1.90		
555	380	2.64	6760	2.2		
636	330	2.30	6560	2.5	RX 107 RXF 107	4 4
750	280	1.95	6320	2.7		
858	245	1.71	6120	2.9		
1015	205	1.44	5870	3.1		
402	520	3.64	5720	1.15	RX 97 RXF 97	4 4
444	475	3.30	5620	1.25		
501	420	2.92	5560	1.40		
554	380	2.64	5460	1.55		
654	320	2.24	5300	1.85		
749	280	1.96	5160	2.0		
895	235	1.64	4960	2.2		
1035	205	1.42	4790	2.2		

输出转速 Output speed n_a [r/min]	输出转矩 Output torque M_a [N · m]	传动比 Ratio i	径向负荷 Permitted overhung load F_{Ra} [N]	使用系数 Service factor f_B	机型号 Model	电机极数 Pole P
22kW						
531	395	2.76	1270	1.00		
590	355	2.48	1710	1.15		
680	310	2.15	2160	1.25	RX 87	4
760	275	1.93	2450	1.30	RXF 87	4
916	230	1.60	2750	1.35		
1055	200	1.39	3030	1.45		
30kW						
14	20900	107.49	120000	0.85	R 167	4
16	18200	93.19	120000	1.00	RF 167	4
18	16200	82.91	120000	1.10		
20	14400	73.70	120000	1.25		
22	13100	67.40	120000	1.35		
25	11400	58.65	120000	1.55		
28	10100	51.76	120000	1.80	R 167	4
33	8740	44.87	120000	2.1	RF 167	4
37	7780	39.92	120000	2.3		
43	6710	34.41	120000	2.7		
53	5450	27.96	120000	3.3		
62	4620	23.71	120000	3.9		
18	16300	83.47	32400	0.80		
20	14000	72.09	60400	0.95	R 147	4
22	13100	66.99	62500	1.00	RF 147	4
24	11900	61.09	64700	1.10		
28	10300	52.87	67300	1.25		
32	9090	46.65	69000	1.45		
36	7850	40.29	70500	1.65	R 147	4
41	6950	35.64	71400	1.85	RF 147	4
49	5840	29.95	72300	2.2		
61	4710	24.19	73100	2.5		
72	3980	20.44	73600	3.0	R 147	4
82	3510	18.04	73800	3.0	RF 147	4
94	3050	15.64	74000	4.3		
29	9910	50.86	35800	0.80		
33	8650	44.39	51200	0.90	R 137	4
39	7340	37.65	54700	1.10	RF 137	4
45	6410	32.91	56400	1.25		
53	5420	27.83	57900	1.40		
61	4700	24.12	58800	1.70		
67	4290	22.00	59200	1.85	R 137	4
77	3710	19.04	59800	2.2	RF 137	4
88	3270	16.80	60100	2.4		
101	2830	14.51	59500	2.8		
115	2500	12.83	58400	3.2	R 137	4
136	2100	10.79	56600	3.8	RF 137	4
194	1480	7.59	53300	3.5		
230	1240	6.38	51300	4.1		
73	3910	20.07	17600	1.10		
81	3550	18.21	17400	1.20		
94	3050	15.65	17100	1.40		
108	2660	13.66	16800	1.60		
127	2260	11.59	16300	1.90	R 107	4
145	1970	10.13	15900	2.2	RF 107	4
172	1670	8.56	15400	2.6		
187	1530	7.86	15500	1.95		
221	1300	6.66	14900	2.3		
252	1140	5.82	14400	2.6		
299	960	4.92	13700	3.0		
101	2850	14.62	12000	0.80		
119	2420	12.39	11900	0.90	R 97	4
136	2110	10.83	11800	1.00	RF 97	4
158	1810	9.29	12300	1.10		
175	1640	8.39	12100	1.25		
207	1390	7.12	11700	1.45		
237	1210	6.21	11400	1.55	R 97	4
283	1010	5.20	10900	1.75	RF 97	4
327	880	4.50	10500	1.85		

输出转速 Output speed n_a [r/min]	输出转矩 Output torque M_a [N · m]	传动比 Ratio i	径向负荷 Permitted overhung load F_{Ra} [N]	使用系数 Service factor f_B	机型号 Model	电机极数 Pole P
30kW						
434	660	3.38	6370	1.25		
479	600	3.07	6310	1.40		
557	515	2.64	6180	1.60	RX 107	4
638	450	2.30	6050	1.85	RXF 107	4
752	380	1.95	5870	2.0		
860	335	1.71	5720	2.1		
1020	280	1.44	5520	2.3		
503	570	2.92	3120	1.05		
556	515	2.64	3560	1.15		
656	435	2.24	4050	1.35	RX 97	4
751	380	1.96	4450	1.50	RXF 97	4
898	320	1.64	4580	1.60		
1040	275	1.42	4450	1.65		
37kW						
16	22400	93.19	120000	0.80		
18	19900	82.91	120000	0.90		
20	17700	73.70	120000	1.00		
22	16200	67.40	120000	1.10		
25	14100	58.65	120000	1.30	R 167	4
28	12400	51.76	120000	1.45	RF 167	4
33	10800	44.87	120000	1.65		
37	9600	39.92	120000	1.90		
43	8270	34.41	120000	2.2		
53	6720	27.96	120000	2.7		
48	7380	30.71	120000	1.35		
60	5900	24.57	120000	2.4	R 167	4
67	5250	21.85	120000	2.5	RF 167	4
77	4580	19.03	120000	3.5		
87	4080	16.98	120000	3.7		
22	16100	66.99	35000	0.80	R 147	4
24	14700	61.09	54200	0.90	RF 147	4
28	12700	52.87	63200	1.00		
32	11200	46.65	65900	1.15		
36	9680	40.29	68200	1.35	R 147	4
41	8570	35.64	69700	1.50	RF 147	4
49	7200	29.95	71100	1.80		
61	5810	24.19	72400	2.0		
72	4910	20.44	73000	2.4	R 147	4
82	4340	18.04	73400	2.4	RF 147	4
94	3760	15.64	73700	3.5		
106	3340	13.91	73900	3.8	R 147	4
					RF 147	4
39	9050	37.65	49400	0.90	R 137	4
45	7910	32.91	53600	1.00	RF 137	4
53	6690	27.83	55900	1.15		
61	5800	24.12	57300	1.40		
67	5290	22.00	58000	1.50	R 137	4
77	4580	19.04	57800	1.75	RF 137	4
88	4040	16.80	57300	2.0		
101	3490	14.51	56600	2.3		
115	3080	12.83	55800	2.6		
136	2590	10.79	54400	3.1		
169	2090	8.71	52600	3.7	R 137	4
194	1820	7.59	51900	2.8	RF 137	4
230	1530	6.38	50100	3.3		
285	1240	5.15	47800	3.7		
73	4820	20.07	16100	0.90		
81	4380	18.21	16100	1.00		
94	3760	15.65	15900	1.15		
108	3280	13.66	15700	1.30		
127	2790	11.59	15400	1.55	R 107	4
145	2430	10.13	15100	1.75	RF 107	4
172	2060	8.56	14700	2.1		
187	1890	7.86	15000	1.55		
221	1600	6.66	14400	1.85		
252	1400	5.82	14000	2.1		
299	1180	4.92	13400	2.5		

动力无极限 传动更精彩 Power no limit drive even better
R系列斜齿轮减速机
R series helical gear reducer

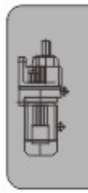

输出转速 Output speed n_a [r/min]	输出转矩 Output torque M_a [N · m]	传动比 Ratio i	径向负荷 Permitted overhung load F_{Ra} [N]	使用系数 Service factor f_B	机型号 Model	电机极数 Pole P
37kW						
434	810	3.38	4470	1.00		
479	740	3.07	4950	1.10		
557	635	2.64	5530	1.30	RX 107	4
638	555	2.30	5610	1.50	RXF 107	4
752	470	1.95	5490	1.65		
860	410	1.71	5370	1.70		
1020	345	1.44	5220	1.85		
45kW						
20	21500	73.77	120000	0.85		
22	19700	67.40	120000	0.90	R 167	4
25	17100	58.65	120000	1.05	RF 167	4
28	15100	51.76	120000	1.20		
33	13100	44.87	120000	1.35		
37	11700	39.92	120000	1.55	R 167	4
43	10100	34.41	120000	1.80	RF 167	4
53	8170	27.96	120000	2.2		
62	6930	23.71	120000	2.6		
48	8980	30.71	120000	1.10		
60	7180	24.57	120000	1.95	R 167	4
67	6390	21.85	120000	2.0	RF 167	4
77	5560	19.03	120000	2.9		
87	4960	16.98	120000	3.0		
28	15500	52.87	44400	0.85		
32	13600	46.65	61300	0.95		
36	11800	40.29	65000	1.10	R 147	4
41	10400	35.64	67200	1.25	RF 147	4
49	8760	29.95	69400	1.50		
61	7070	24.19	71300	1.70		
72	5970	20.44	72200	2.0		
82	5270	18.04	72800	2.0		
94	4570	15.64	73200	2.8	R 147	4
106	4070	13.91	73500	3.1	RF 147	4
123	3510	11.99	73800	3.7		
203	2120	7.25	74300	4.1		
45	9620	32.91	41700	0.85	R 137	4
53	8130	27.83	51200	0.95	RF 137	4
61	7050	24.12	52400	1.15		
67	6430	22.00	52900	1.25	R 137	4
77	5570	19.04	53300	1.45	RF 137	4
88	4910	16.80	53400	1.65		
101	4240	14.51	53200	1.90		
115	3750	12.83	52800	2.1		
136	3150	10.79	51900	2.5		
169	2550	8.71	50500	3.1	R 137	4
194	2220	7.59	50200	2.3	RF 137	4
230	1860	6.38	48700	2.7		
285	1510	5.15	46700	3.0		
94	4580	15.65	14600	0.95		
108	3990	13.66	14600	1.10		
127	3390	11.59	14400	1.25		
145	2960	10.13	14300	1.45	R 107	4
172	2500	8.56	14000	1.70	RF 107	4
187	2300	7.86	14400	1.30		
221	1950	6.66	14000	1.50		
252	1700	5.82	13600	1.75		
299	1440	4.92	13100	2.0		
434	990	3.38	1360	0.85		
479	900	3.07	2080	0.90		
557	770	2.64	2970	1.10		
638	675	2.30	3640	1.25	RX 107	4
752	570	1.95	4200	1.35	RXF 107	4
860	500	1.71	4540	1.40		
1020	420	1.44	4880	1.55		

输出转速 Output speed n_a [r/min]	输出转矩 Output torque M_a [N · m]	传动比 Ratio i	径向负荷 Permitted overhung load F_{Ra} [N]	使用系数 Service factor f_B	机型号 Model	电机极数 Pole P
55kW						
25	20900	58.65	120000	0.85		
29	18400	51.76	120000	1.00		
33	16000	44.87	120000	1.15	R 167	4
37	14200	39.92	120000	1.25	RF 167	4
43	12300	34.41	120000	1.45		
53	9960	27.96	120000	1.80		
62	8440	23.71	120000	2.1		
60	8750	24.57	120000	1.60	R 167	4
68	7780	21.85	120000	1.65	RF 167	4
77	6780	19.03	120000	2.4		
87	6050	16.98	120000	2.5	R 167	4
102	5150	14.48	120000	3.5	RF 167	4
123	4270	11.99	120000	4.0		
32	16600	46.65	26600	0.80		
37	14300	40.29	58200	0.90	R 147	4
41	12700	35.64	63300	1.00	RF 147	4
49	10700	29.95	66800	1.20		
61	8610	24.19	69600	1.40		
72	7280	20.44	71100	1.65		
82	6420	18.04	71900	1.65	R 147	4
94	5570	15.64	72500	2.3	RF 147	4
106	4950	13.91	73000	2.5		
123	4270	11.99	73400	3.0		
151	3470	9.74	73800	3.8	R 147	4
203	2580	7.25	74200	3.4	RF 147	4
250	2100	5.89	72500	4.1		
77	6780	19.04	47800	1.20		
88	5980	16.80	48500	1.35	R 137	4
102	5170	14.51	48900	1.55	RF 137	4
115	4570	12.83	49000	1.75		
137	3840	10.79	48800	2.1		
169	3100	8.71	48000	2.5	R 137	4
194	2700	7.59	48100	1.90	RF 137	4
231	2270	6.38	46900	2.2		
286	1830	5.15	45200	2.5		
75kW						
33	21700	44.87	120000	0.85		
37	19300	39.92	120000	0.95	R 167	4
43	16700	34.41	120000	1.10	RF 167	4
53	13500	27.96	120000	1.35		
62	11500	23.71	120000	1.55		
60	11900	24.57	120000	1.20	R 167	4
68	10600	21.85	120000	1.25	RF 167	4
78	9210	19.03	120000	1.75		
87	8220	16.98	120000	1.85		
102	7000	14.48	120000	2.6	R 167	4
123	5800	11.99	116600	2.9	RF 167	4
145	4950	10.24	112800	3.4		
49	14500	29.95	56500	0.90	R 147	4
61	11700	24.19	65100	1.00	RF 147	4
72	9890	20.44	67900	1.20		
82	8730	18.04	69500	1.20	R 147	4
95	7570	15.64	70800	1.70	RF 147	4
106	6730	13.91	71600	1.85		
123	5800	11.99	72400	2.2		
152	4710	9.74	73100	2.8		
179	4000	8.26	73500	3.2	R 147	4
204	3510	7.25	73100	2.5	RF 147	4
251	2850	5.89	70100	3.0		
296	2420	5.00	67600	3.6		
90kW						
37	23200	39.92	120000	0.80		
43	20000	34.41	120000	0.90	R 167	4
53	16200	27.96	120000	1.10	RF 167	4
62	13800	23.71	120000	1.30		

输出转速 Output speed n_a [r/min]	输出转矩 Output torque M_a [N•m]	传动比 Ratio i	径向负荷 Permitted overhung load F_{ra} [N]	使用系数 Service factor f_B	机型号 Model	电机极数 Pole P
90kW						
60	14300	24.57	120000	1.00	R 167	4
68	12700	21.85	120000	1.00	RF 167	4
78	11100	19.03	120000	1.45		
87	9860	16.98	120000	1.50		
102	8410	14.48	117300	2.1	R 167	4
123	6960	11.99	113500	2.4	RF 167	4
145	5940	10.24	110100	2.9		
72	11900	20.44	64800	1.00		
82	10500	18.04	67100	1.00	R 147	4
95	9080	15.64	69000	1.45	RF 147	4
106	8080	13.91	70200	1.55		
123	6960	11.99	71400	1.85		
152	5660	9.74	72500	2.3		
179	4800	8.26	73000	2.7	R 147	4
204	4210	7.25	70900	2.1	RF 147	4
251	3420	5.89	68300	2.5		
296	2900	5.00	66100	3.0		

输出转速 Output speed n_a [r/min]	输出转矩 Output torque M_a [N•m]	传动比 Ratio i	径向负荷 Permitted overhung load F_{ra} [N]	使用系数 Service factor f_B	机型号 Model	电机极数 Pole P
110kW						
53	19800	27.96	117100	0.90	R 167	4
63	16800	23.71	116900	1.05	RF 167	4
78	13500	19.03	115500	1.20		
87	12000	16.98	114300	1.25	R 167	4
103	10200	14.48	112200	1.75	RF 167	4
124	8480	11.99	109300	2.0		
145	7240	10.24	106500	2.3		
132kW						
63	20100	23.71	107900	0.90	R 167	4
					RF 167	4
78	16200	19.03	108300	1.00		
87	14400	16.98	107800	1.05	R 167	4
103	12300	14.48	106700	1.45	RF 167	4
124	10200	11.99	104700	1.65		
145	8690	10.24	102600	1.95		
160kW						
103	14900	14.48	99700	1.20	R 167	4
124	12300	11.99	98900	1.40	RF 167	4
145	10500	10.24	97600	1.60		

动力无极限 传动更精彩 Power no limit drive even better
R系列斜齿轮减速机
R series helical gear reducer

R27/37R17 R47R37 n_a=1400 r/min

R27/R17 130Nm			
i	n_a [r/min]	M_{amax} [Nm]	F_{ra} [N]
8612	0.16	130	4230
7425	0.19	130	4230
6921	0.20	130	4230
6050	0.23	130	4230
5217	0.27	130	4230
4661	0.30	130	4230
4073	0.34	130	4230
3516	0.40	130	4230
3160	0.44	130	4230
2763	0.51	130	4230
2414	0.58	130	4230
2110	0.66	130	4230
1862	0.75	130	4230
1822	0.77	130	4230
1625	0.86	130	4230
1580	0.89	130	4230
1464	0.96	130	4230
1434	0.98	130	4230
1270	1.1	130	4230
1254	1.1	130	4230
1101	1.3	130	4230
1100	1.3	130	4230
972	1.4	130	4230
962	1.5	130	4230
848	1.7	130	4230
840	1.7	130	4230
743	1.9	130	4230
741	1.9	130	4230
654	2.1	130	4230
649	2.2	130	4230
567	2.5	130	4230
566	2.5	130	4230
509	2.8	130	4230
499	2.8	130	4230
440	3.2	130	4230
432	3.2	130	4230
387	3.6	130	4230
381	3.7	130	4230
339	4.1	130	4230
329	4.3	130	4230
296	4.7	130	4230
290	4.8	130	4230
259	5.4	130	4230
256	5.5	130	4230
229	6.1	130	4230
227	6.2	130	4230
203	6.9	130	4230
200	7.0	130	4230
179	7.8	130	4230
177	7.9	130	4230
166	8.4	130	4230
156	9.0	130	4230
150	9.3	130	4230
141	9.9	130	4230
135	10	130	4230
124	11	130	4230
118	12	130	4230
110	13	130	4230
104	13	130	4230
94	15	130	4230
90	16	130	4230

R37/R17 200Nm			
i	n_a [r/min]	M_{amax} [Nm]	F_{ra} [N]
8595	0.16	200	4950
7411	0.19	200	4950
6907	0.20	200	4950
6038	0.23	200	4950
5206	0.27	200	4950
4654	0.30	200	4950
4065	0.34	200	4950
3658	0.38	200	4950
3154	0.44	200	4950
2757	0.51	200	4950
2409	0.58	200	4950
2106	0.66	200	4950
1856	0.75	200	4950
1818	0.77	200	4950
1622	0.86	200	4950
1576	0.89	200	4950
1431	0.98	200	4950
1359	1.0	200	4950
1267	1.1	200	4950
1251	1.1	200	4950
1099	1.3	200	4950
1098	1.3	200	4950
970	1.4	200	4950
960	1.5	200	4950
847	1.7	200	4950
839	1.7	200	4950
741	1.9	200	4950
740	1.9	200	4950
653	2.1	200	4950
647	2.2	200	4950
577	2.4	200	4950
566	2.5	200	4950
508	2.8	200	4950
498	2.8	200	4950
439	3.2	200	4950
431	3.2	200	4950
387	3.6	200	4950
378	3.7	200	4950
338	4.1	200	4950
328	4.3	200	4950
296	4.7	200	4950
289	4.8	200	4950
265	5.3	200	4950
259	5.4	200	4950
228	6.1	200	4950
226	6.2	200	4950
202	6.9	200	4950
199	7.0	200	4950
179	7.8	200	4950
172	8.1	200	4950
156	9.0	200	4950
150	9.3	200	4950
135	10	200	4950
130	11	200	4950
127	11	200	4950
124	11	200	4950
110	13	200	4950
104	13	200	4950
94	15	200	4950
90	16	200	4950

R47R37 300Nm			
i	n_a [r/min]	M_{amax} [Nm]	F_{ra} [N]
13598	0.10	300	5420
12472	0.11	300	5420
10619	0.13	300	5420
9155	0.15	300	5420
8534	0.16	300	5420
7460	0.19	300	5420
6993	0.20	300	5420
6171	0.23	300	5420
5624	0.25	300	5420
4849	0.29	300	5420
4520	0.31	300	5420
3951	0.35	300	5420
3704	0.38	300	5420
3268	0.43	300	5420
2898	0.48	300	5420
2856	0.49	300	5420
2625	0.53	300	5420
2598	0.54	300	5420
2463	0.57	300	5420
2383	0.59	300	5420
2246	0.62	300	5420
2029	0.69	300	5420
1948	0.72	300	5420
1821	0.77	300	5420
1749	0.80	300	5420
1630	0.86	300	5420
1573	0.89	300	5420
1425	0.98	300	5420
1336	1.0	300	5420
1193	1.2	300	5420
1179	1.2	300	5420
1074	1.3	300	5420
1020	1.4	300	5420
955	1.5	300	5420
927	1.5	300	5420
963	1.6	300	5420
904	1.7	300	5420
755	1.9	300	5420
708	2.0	300	5420
673	2.1	300	5420
624	2.2	300	5420
572	2.4	300	5420
554	2.5	300	5420
546	2.6	300	5420
510	2.7	300	5420
502	2.8	300	5420
471	3.0	300	5420
436	3.2	300	5420
429	3.3	300	5420
408	3.4	300	5420
372	3.8	300	5420
348	4.0	300	5420
344	4.1	300	5420
301	4.7	300	5420
255	5.5	300	5420
228	6.1	300	5420
195	7.2	300	5420
182	7.7	300	5420
154	9.1	300	5420
129	11	300	5420
109	13	300	5420
98	14	300	5420

R57/67/77R37 n_a=1400 r/min

R57R37			450Nm
i	n_a [r/min]	M_{amax} [Nm]	F_{ra} [N]
14369	0.10	450	7110
12095	0.12	450	7110
10860	0.13	450	7110
9445	0.15	450	7110
8480	0.17	450	7110
7312	0.19	450	7110
6521	0.21	450	7110
5585	0.25	450	7110
4928	0.28	450	7110
4378	0.32	450	7110
3873	0.36	450	7110
3344	0.42	450	7110
2957	0.47	450	7110
2907	0.48	450	7110
2567	0.55	450	7110
2508	0.56	450	7110
2309	0.61	450	7110
2244	0.62	450	7110
1991	0.70	450	7110
1967	0.71	450	7110
1768	0.79	450	7110
1732	0.81	450	7110
1555	0.90	450	7110
1520	0.92	450	7110
1399	1.0	450	7110
1342	1.0	450	7110
1189	1.2	450	7110
1164	1.2	450	7110
1034	1.4	450	7110
1027	1.4	450	7110
894	1.6	450	7110
805	1.7	450	7110
782	1.8	450	7110
683	2.0	450	7110
678	2.1	450	7110
604	2.3	450	7110
603	2.3	450	7110
537	2.6	450	7110
534	2.6	450	7110
471	3.0	450	7110
454	3.1	450	7110
410	3.4	450	7110
359	3.9	450	7110
357	3.9	450	7110
324	4.3	450	7110
319	4.4	450	7110
290	4.8	450	7110
273	5.1	450	7110
262	5.3	450	7110
246	5.7	450	7110
241	5.8	450	7110
220	6.4	450	7110
215	6.5	450	7110
188	7.4	450	7110
187	7.5	450	7110
164	8.5	450	7110
159	8.8	450	7110
146	9.6	450	7110
142	9.9	450	7110
134	10	450	7110

R67R37			600Nm
i	n_a [r/min]	M_{amax} [Nm]	F_{ra} [N]
15361	0.09	600	7170
12931	0.11	600	7170
11996	0.12	600	7170
10097	0.14	600	7170
9066	0.15	600	7170
7816	0.18	600	7170
6732	0.21	600	7170
5970	0.23	600	7170
5268	0.27	600	7170
4680	0.30	600	7170
4136	0.34	600	7170
3566	0.39	600	7170
3125	0.45	600	7170
2745	0.51	600	7170
2682	0.52	600	7170
2460	0.57	600	7170
2403	0.58	600	7170
2136	0.66	600	7170
2094	0.67	600	7170
1852	0.76	600	7170
1805	0.78	600	7170
1652	0.85	600	7170
1629	0.86	600	7170
1471	0.95	600	7170
1432	0.98	600	7170
1379	1.0	600	7170
1259	1.1	600	7170
1109	1.3	600	7170
1106	1.3	600	7170
956	1.5	600	7170
891	1.6	600	7170
836	1.7	600	7170
750	1.9	600	7170
730	1.9	600	7170
646	2.2	600	7170
644	2.2	600	7170
574	2.4	600	7170
571	2.5	600	7170
495	2.8	600	7170
486	2.9	600	7170
443	3.2	600	7170
438	3.2	600	7170
388	3.6	600	7170
384	3.6	600	7170
359	3.9	600	7170
344	4.1	600	7170
310	4.5	600	7170
294	4.8	600	7170
264	5.3	600	7170
261	5.4	600	7170
235	6.0	600	7170
234	6.0	600	7170
201	7.0	600	7170
200	7.0	600	7170
181	7.7	600	7170
181	7.7	600	7170
176	8.0	600	7170
189	8.8	600	7170
158	8.9	600	7170

R77R37			820Nm
i	n_a [r/min]	M_{amax} [Nm]	F_{Ra} [N]
16370	0.09	820	9920
15015	0.09	820	9920
13885	0.10	820	9920
12783	0.11	820	9920
11021	0.13	820	9920
9788	0.14	820	9920
8714	0.16	820	9920
7617	0.18	820	9920
6770	0.21	820	9920
5838	0.24	820	9920
5184	0.27	820	9920
4470	0.31	820	9920
3999	0.35	820	9920
3488	0.40	820	9920
3151	0.44	820	9920
3053	0.46	820	9920
2890	0.48	820	9920
2671	0.52	820	9920
2460	0.57	820	9920
2345	0.60	820	9920
2121	0.66	820	9920
2070	0.68	820	9920
1977	0.71	820	9920
1822	0.77	820	9920
1728	0.81	820	9920
1620	0.86	820	9920
1580	0.89	820	9920
1430	0.98	820	9920
1394	1.0	820	9920
1303	1.1	820	9920
1218	1.1	820	9920
1124	1.2	820	9920
1084	1.3	820	9920
1047	1.3	820	9920
940	1.5	820	9920
915	1.5	820	9920
858	1.6	820	9920
821	1.7	820	9920
757	1.8	820	9920
731	1.9	820	9920
671	2.1	820	9920
646	2.1	820	9920
571	2.5	820	9920
560	2.6	820	9920
520	2.7	820	9920
488	2.9	820	9920
451	3.1	820	9920
436	3.2	820	9920
522	3.3	820	9920
373	3.8	820	9920
365	3.8	820	9920
327	4.3	820	9920
310	4.5	820	9920
289	4.8	820	9920
276	5.1	820	9920
260	5.4	820	9920
236	5.9	820	9920
224	6.2	820	9920
221	6.3	820	9920
197	7.1	820	9920
186	7.5	820	9920
169	8.3	820	9920
149	9.4	820	9920

动力无极限 传动更精彩 Power no limit drive even better
R系列斜齿轮减速机
R series helical gear reducer

R87/97R57, R107R77 n_a=1400 r/min

R87R57			1550Nm
i	n_a [r/min]	M_{amax} [Nm]	F_{Ra} [N]
17452	0.08	1550	16900
15310	0.09	1550	16900
13813	0.10	1550	16900
12025	0.12	1550	16900
10549	0.13	1550	16900
9244	0.15	1550	16900
8109	0.17	1550	16900
7038	0.20	1550	16900
6174	0.23	1550	16900
5449	0.26	1550	16900
4831	0.29	1550	16900
4206	0.33	1550	16900
4020	0.35	1550	16900
3744	0.37	1550	16900
3703	0.38	1550	16900
3233	0.43	1550	16900
3182	0.44	1550	16900
2873	0.49	1550	16900
2770	0.51	1550	16900
2595	0.54	1550	16900
2518	0.56	1550	16900
2209	0.63	1550	16900
2129	0.66	1550	16900
1961	0.71	1550	16900
1930	0.73	1550	16900
1737	0.81	1550	16900
1733	0.81	1550	16900
1524	0.92	1550	16900
1489	0.94	1550	16900
1395	1.0	1550	16900
1303	1.1	1550	16900
1232	1.1	1550	16900
1145	1.2	1550	16900
1143	1.2	1550	16900
1037	1.4	1550	16900
1008	1.4	1550	16900
994	1.4	1550	16900
931	1.5	1550	16900
885	1.6	1550	16900
881	1.6	1550	16900
802	1.7	1550	16900
776	1.8	1550	16900
754	1.9	1550	16900
685	2.0	1550	16900
649	2.2	1550	16900
599	2.3	1550	16900
580	2.4	1550	16900
538	2.6	1550	16900
525	2.7	1550	16900
472	3.0	1550	16900
456	3.1	1550	16900
400	3.5	1550	16900
398	3.5	1550	16900
361	3.9	1550	16900
352	4.0	1550	16900
305	4.6	1550	16900
300	4.7	1550	16900
268	5.2	1550	16900
256	5.5	1550	16900
236	5.9	1550	16900
232	6.0	1550	16900
232	6.0	1550	16900
209	6.7	1550	16900
195	7.2	1550	16900

R97R57			3000Nm
i	n_a [r/min]	M_{amax} [Nm]	F_{Ra} [N]
21769	0.06	3000	19800
19332	0.07	3000	19800
17230	0.08	3000	19800
14999	0.09	3000	19800
13320	0.11	3000	19800
11156	0.13	3000	19800
10030	0.14	3000	19800
8706	0.16	3000	19800
7692	0.18	3000	19800
6708	0.21	3000	19800
5931	0.24	3000	19800
5161	0.27	3000	19800
4678	0.30	3000	19800
4559	0.31	3000	19800
4309	0.32	3000	19800
4004	0.35	3000	19800
3702	0.38	3000	19800
3481	0.40	3000	19800
3065	0.46	3000	19800
3019	0.46	3000	19800
2722	0.51	3000	19800
2668	0.62	3000	19800
2311	0.61	3000	19800
2245	0.62	3000	19800
2078	0.67	3000	19800
2016	0.69	3000	19800
1823	0.77	3000	19800
1733	0.81	3000	19800
1623	0.86	3000	19800
1583	0.88	3000	19800
1434	0.98	3000	19800
1396	1.0	3000	19800
1228	1.1	3000	19800
1207	1.2	3000	19800
1084	1.3	3000	19800
1069	1.3	3000	19800
938	1.5	3000	19800
934	1.5	3000	19800
878	1.6	3000	19800
824	1.7	3000	19800
755	1.9	3000	19800
737	1.9	3000	19800
632	2.2	3000	19800
625	2.2	3000	19800
560	2.5	3000	19800
549	2.6	3000	19800
484	.9	3000	19800
466	3.0	3000	19800
431	3.2	3000	19800
420	3.3	3000	19800
379	3.7	3000	19800
370	3.8	3000	19800
349	4.0	3000	19800
336	4.2	3000	19800
297	4.7	3000	19800
296	4.7	3000	19800
270	5.2	3000	19800
249	5.6	3000	19800
234	6.0	3000	19800
227	6.2	3000	19800
209	6.7	3000	19800
249	5.6	3000	19800

R107R77			4300Nm
i	n_a [r/min]	M_{amax} [Nm]	F_{Ra} [N]
20018	0.07	4300	29500
17080	0.08	4300	29500
14936	0.09	4300	29500
12829	0.11	4300	29500
11256	0.12	4300	29500
9547	0.15	4300	29500
8618	0.16	4300	29500
7583	0.18	4300	29500
6743	0.21	4300	29500
5914	0.24	4300	29500
5168	0.27	4300	29500
4435	0.32	4300	29500
3918	0.36	4300	29500
3898	0.36	4300	29500
3432	0.41	4300	29500
3343	0.42	4300	29500
3039	0.46	4300	29500
3034	0.46	4300	29500
2688	0.52	4300	29500
2653	0.53	4300	29500
2839	0.60	4300	29500
2280	0.61	4300	29500
2067	0.69	4300	29500
1987	0.70	4300	29500
1827	0.77	4300	29500
1693	0.83	4300	29500
1599	0.88	4300	29500
1550	0.90	4300	29500
1407	1.0	4300	29500
1400	1.0	4300	29500
1226	1.1	4300	29500
1209	1.2	4300	29500
1104	1.3	4300	29500
1055	1.3	4300	29500
939	1.5	4300	29500
919	1.5	4300	29500
822	1.7	4300	29500
815	1.7	4300	29500
717	2.0	4300	29500
626	2.2	4300	29500
614	2.3	4300	29500
544	2.6	4300	29500
528	2.7	4300	29500
492	2.8	4300	29500
469	3.0	4300	29500
426	3.3	4300	29500
417	3.4	4300	29500
377	3.7	4300	29500
369	3.8	4300	29500
325	4.3	4300	29500
323	4.3	4300	29500
285	4.9	4300	29500
284	4.9	4300	29500
256	5.5	4300	29500
253	5.5	4300	29500
220	6.4	4300	29500
214	6.5	4300	29500
193	7.3	4300	29500
187	7.5	4300	29500
172	8.1	4300	29500

R137/147R77,R147R87 n_a=1400 r/min

R137R77			8000Nm
i	n_a [r/min]	M_{amax} [Nm]	F_{Ra} [N]
22203	0.06	8000	53400
18945	0.07	8000	53400
16565	0.08	8000	53400
14777	0.09	8000	53400
12921	0.11	8000	53400
11712	0.12	8000	53400
10573	0.13	8000	53400
8784	0.16	8000	53400
7479	0.19	8000	53400
6559	0.21	8000	53400
5834	0.24	8000	53400
5116	0.27	8000	53400
4709	0.30	8000	53400
4464	0.31	8000	53400
4017	0.35	8000	53400
3928	0.36	8000	53400
3514	0.40	8000	53400
3454	0.41	8000	53400
3338	0.42	8000	53400
2993	0.47	8000	53400
2929	0.48	8000	53400
2658	0.53	8000	53400
2484	0.56	8000	53400
2412	0.58	8000	53400
2242	0.62	8000	53400
2073	0.68	8000	53400
1863	0.75	8000	53400
1839	0.76	8000	53400
1598	0.88	8000	53400
1586	0.88	8000	53400
1397	1.0	8000	53400
1391	1.0	8000	53400
1256	1.1	8000	53400
1226	1.1	8000	53400
1105	1.3	8000	53400
1090	1.3	8000	53400
1043	1.3	8000	53400
951	1.5	8000	53400
888	1.6	8000	53400
831	1.7	8000	53400
730	1.9	8000	53400
699	2.0	8000	53400
629	2.2	8000	53400
609	2.3	8000	53400
564	2.5	8000	53400
560	2.5	8000	53400
517	2.7	8000	53400
490	2.9	8000	53400
453	3.1	8000	53400
428	3.3	8000	53400
381	3.7	8000	53400
376	3.7	8000	53400
339	4.1	8000	53400
323	4.3	8000	53400
297	4.7	8000	53400
291	4.8	8000	53400
255	5.5	8000	53400
223	6.3	8000	53400
197	7.1	8000	53400
175	8.0	8000	53400

R147R77			13000Nm
i	n_a [r/min]	M_{amax} [Nm]	F_{Ra} [N]
23401	0.06	13000	62700
21342	0.07	13000	62700
18210	0.08	13000	62700
15923	0.09	13000	62700
14075	0.10	13000	62700
12344	0.11	13000	62700
11143	0.13	13000	62700
9743	0.14	13000	62700
8443	0.17	13000	62700
7307	0.19	13000	62700
6447	0.22	13000	62700
5568	0.25	13000	62700
4926	0.28	13000	62700
4325	0.32	13000	62700
3754	0.37	13000	62700
3302	0.42	13000	62700
2898	0.48	13000	62700
2555	0.55	13000	62700
2211	0.63	13000	62700
1951	0.72	13000	62700
1705	0.82	13000	62700
1536	0.91	13000	62700
1329	1.1	13000	62700
1166	1.2	13000	62700
1029	1.4	13000	62700
889	1.6	13000	62700
784	1.8	13000	62700
695	2.0	13000	62700
619	2.3	13000	62700
558	2.5	13000	62700
489	2.9	13000	62700
415	3.4	13000	62700

R147R87			13000Nm
i	n_a [r/min]	M_{amax} [Nm]	F_{Ra} [N]
533	2.6	13000	62700
462	3.0	13000	62700
426	3.3	13000	62700
368	3.8	13000	62700
326	4.3	13000	62700
280	5.0	13000	62700
247	5.7	13000	62700
214	6.5	13000	62700
189	7.4	13000	62700
159	8.8	13000	62700

动力无极限 传动更精彩 Power no limit drive even better
R系列斜齿轮减速机
R series helical gear reducer

R167/97, R167R107 n_a=1400 r/min

R167R97			18000Nm
i	n_a [r/min]	M_{amax} [Nm]	F_{Ra} [N]
27001	0.05	18000	120000
22482	0.06	18000	120000
20002	0.07	18000	120000
17361	0.08	18000	120000
15446	0.09	18000	120000
14051	0.10	18000	120000
11812	0.12	18000	120000
10509	0.13	18000	120000
9631	0.15	18000	120000
7749	0.18	18000	120000
6894	0.20	18000	120000
6077	0.23	18000	120000
5407	0.26	18000	120000
4650	0.30	18000	120000
4129	0.34	18000	120000
3692	0.38	18000	120000
3099	0.45	18000	120000
2657	0.53	18000	120000
2333	0.60	18000	120000
2085	0.67	18000	120000
1877	0.75	18000	120000
1670	0.84	18000	120000
1438	0.97	18000	120000
1279	1.1	18000	120000
1123	1.2	18000	120000
999	1.4	18000	120000
861	1.6	18000	120000
760	1.8	18000	120000
656	2.1	18000	120000
579	2.4	18000	120000
503	2.8	18000	120000
432	3.2	18000	120000
376	3.7	18000	120000
335	4.2	18000	120000
303	4.6	18000	120000
279	5.0	18000	120000

R167R107			18000Nm
i	n_a [r/min]	M_{amax} [Nm]	F_{Ra} [N]
3637	0.38	18000	120000
3330	0.42	18000	120000
2757	0.51	18000	120000
2436	0.57	18000	120000
2298	0.61	18000	120000
2066	0.68	18000	120000
1849	0.76	18000	120000
1674	0.84	18000	120000
1485	0.94	18000	120000
1342	1.0	18000	120000
1229	1.1	18000	120000
1111	1.3	18000	120000
950	1.5	18000	120000
860	1.6	18000	120000
763	1.8	18000	120000
690	2.0	18000	120000
585	2.4	18000	120000
511	2.7	18000	120000
446	3.1	18000	120000
399	3.5	18000	120000
361	3.9	18000	120000
349	4.0	18000	120000
328	4.3	18000	120000
295	4.7	18000	120000
291	4.8	18000	120000
270	5.2	18000	120000
264	5.3	18000	120000
229	6.1	18000	120000
227	6.2	18000	120000
200	7.0	18000	120000
198	7.0	18000	120000
169	8.3	18000	120000
168	8.3	18000	120000

RX57

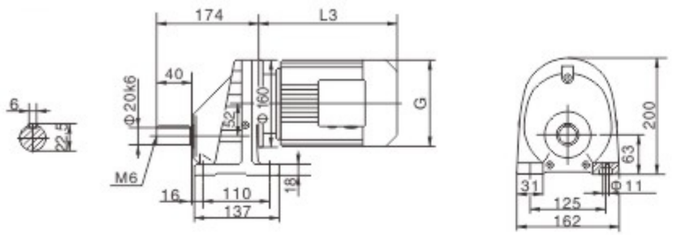

RX..S57

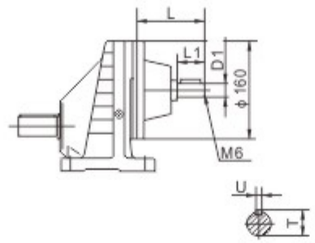

RXF57

Φ140

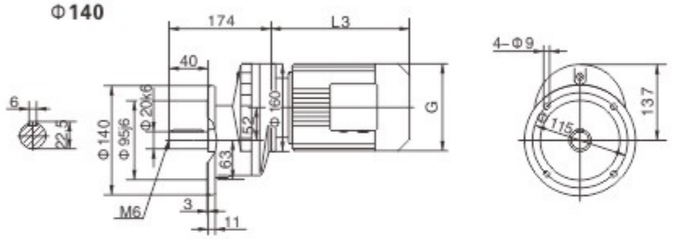

电机需方配时或配特殊电机时需加联接法兰
When equipping the user's motor or the special one,the flange is required to connected.

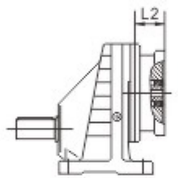

Φ160

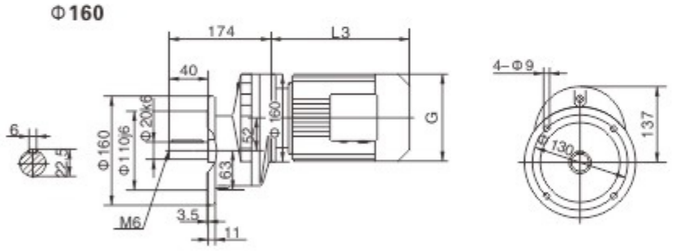

注：详细尺寸见第75-77页
Note: For details, see pages 75-77

Φ200

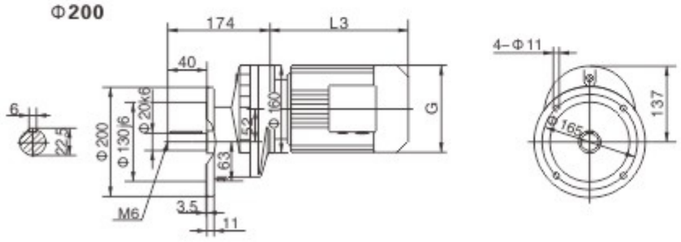

Y2电机机座号 Motor size	63	71	80	90S	90L	100	112M	132S	
功率/4P Power/(KW)	0.18	0.25 | 0.37	0.55 | 0.75	1.1	1.5	2.2 | 3.0	4.0	5.5	
L3	223	245	275	304	328	350	380	425	
G	130	145	175	195	195	215	240	275	
L2	45	55	80	80	80	100	100	110	

注："RX.." 表示RX、RXF　　Note:"RX.."mean RX、RXF

RX67

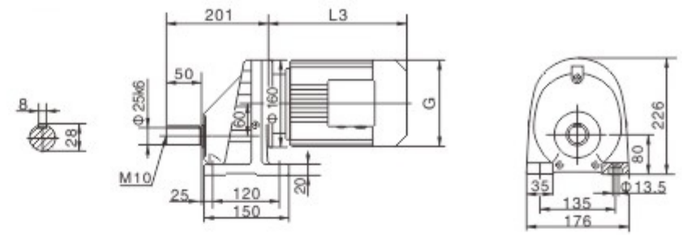

RX..S67

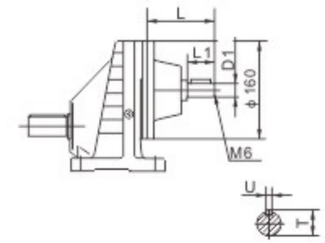

RXF67

Φ160

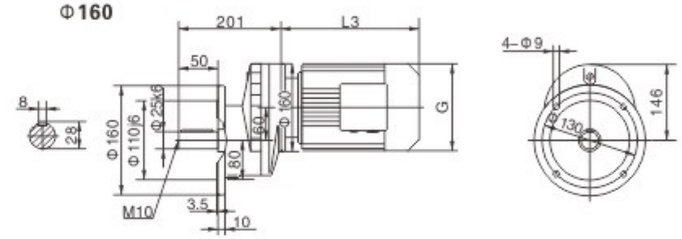

电机需方配时或配特殊电机时需加联接法兰
When equipping the user's motor or the special one,the flange is required to connected.

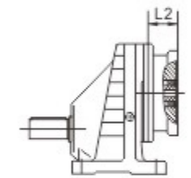

Φ200

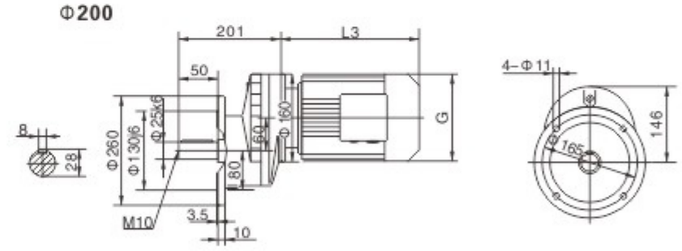

注：详细尺寸见第75-77页
Note: For details, see pages 75-77

Φ250

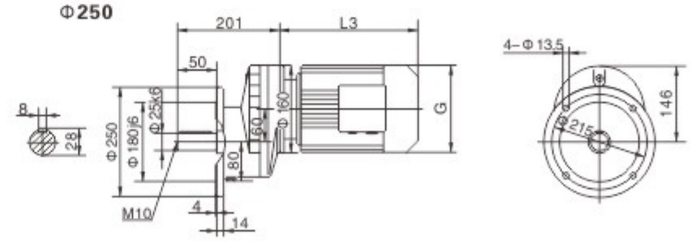

Y2电机机座号 Motor size	63	71	80	90S	90L	100	112M	132S	132M	
功率/4P Power/(KW)	0.18	0.25 | 0.37	0.55 | 0.75	1.1	1.5	2.2 | 3.0	4.0	5.5	7.5	
L3	223	245	278	304	328	350	380	425	461	
G	130	145	175	195	195	215	240	275	275	
L2	45	55	80	80	80	100	100	110	110	

注："RX.." 表示RX、RXF　　Note:"RX.."mean RX、RXF

RX77

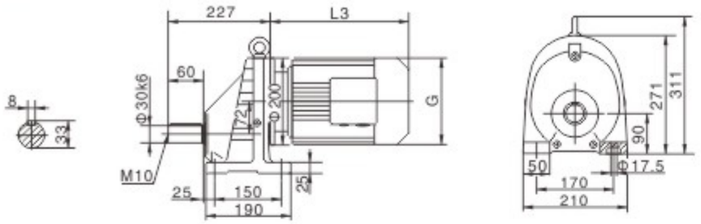

RX..S77

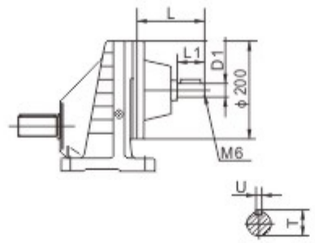

RXF77

Φ200

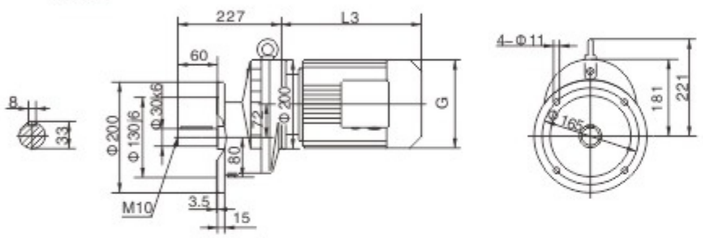

电机需方配时或配特殊电机时需加联接法兰
When equipping the user's motor or the special one,the flange is required to connected.

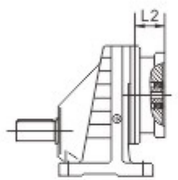

Φ250

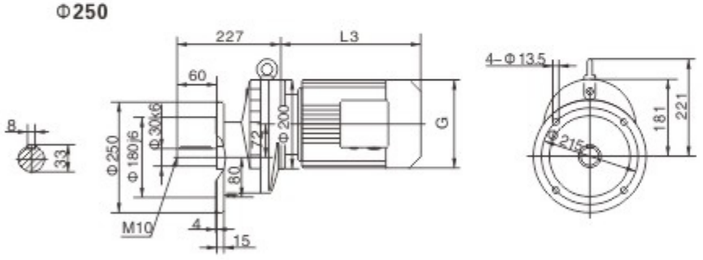

注：详细尺寸见第75-77页
Note: For details, see pages 75-77

Y2电机机座号 Motor size	90S	90L	100	112M	132S	132M	160M	
功率/4P Power/(KW)	1.1	1.5	2.2 3.0	4.0	5.5	7.5	11	
L3	304	328	350	380	425	461	524	
G	195	195	215	240	275	275	330	
L2	80	80	100	100	110	110	133	

注："RX.." 表示RX、RXF　　Note:"RX.."mean RX、RXF

RX87

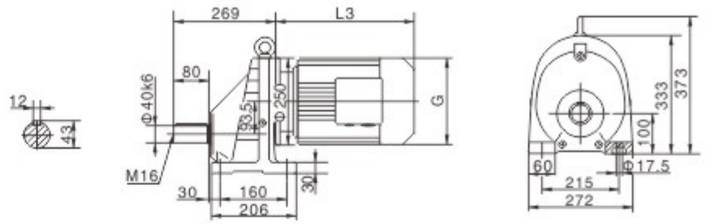

RX..S87

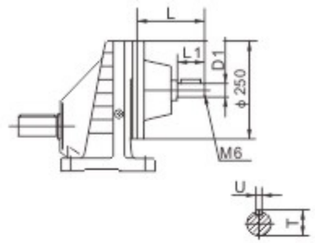

RXF87

Φ250

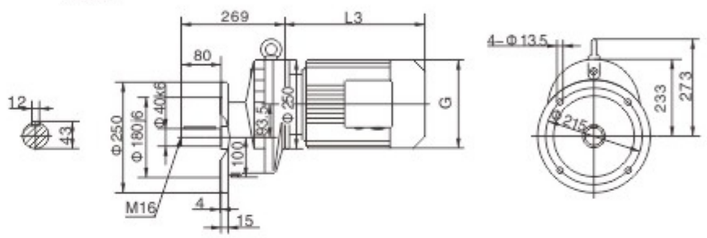

电机需方配时或配特殊电机时需加联接法兰
When equipping the user's motor or the special one,the flange is required to connected.

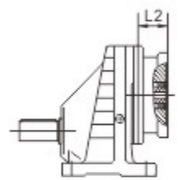

Φ300

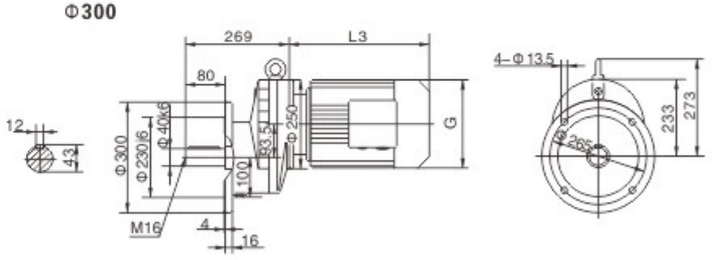

注：详细尺寸见第75-77页
Note: For details, see pages 75-77

Y2电机机座号 Motor size	100	112M	132S	132M	160M	160L	180M	180L	
功率/4P Power/(KW)	2.2 3.0	4.0	5.5	7.5	11	15	18.5	22	
L3	350	380	425	461	524	547	583	616	
G	215	240	275	275	330	330	380	380	
L2	100	100	110	110	133	133	133	133	

注："RX.." 表示RX、RXF　　Note:"RX.."mean RX、RXF

RX97

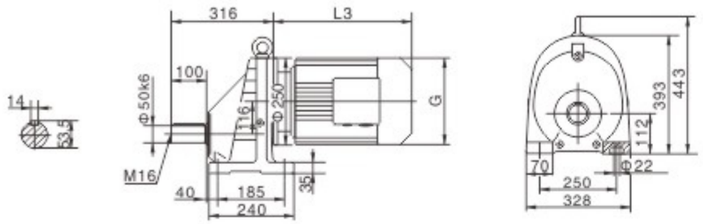

RX..S97

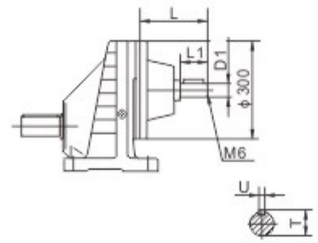

RXF97

Φ300

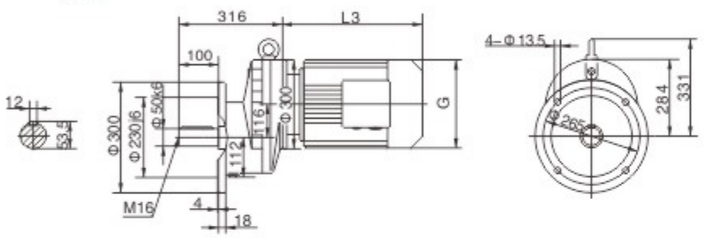

电机需方配时或配特殊电机时需加联接法兰
When equipping the user's motor or the special one,the flange is required to connected.

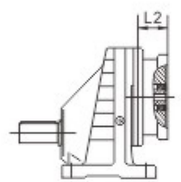

Φ350

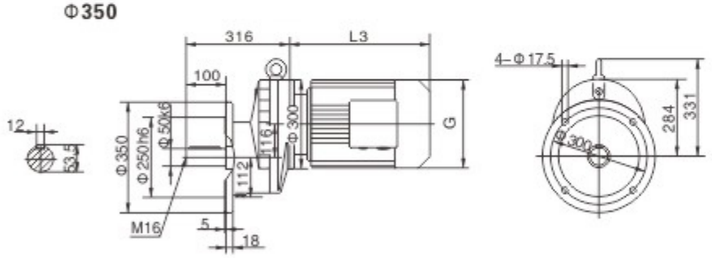

注：详细尺寸见第75-77页
Note: For details, see pages 75-77

Y2电机机座号 Motor size	132S	132M	160M	160L	180M	180L	200	
功率/4P Power/(KW)	5.5	7.5	11	15	18.5	22	30	
L3	425	461	524	547	583	616	654	
G	275	275	330	330	380	380	420	
L2	110	110	133	133	133	133	135	

注："RX.." 表示RX、RXF　　Note:"RX.."mean RX、RXF

动力无极限 传动更精彩 Power no limit drive even better
R系列斜齿轮减速机
R series helical gear reducer

RX107

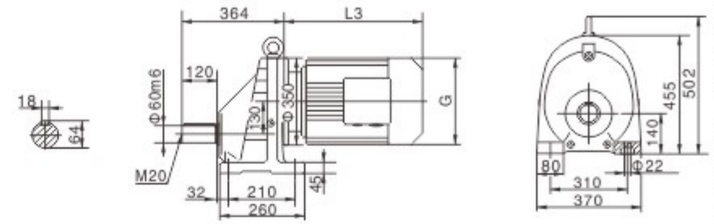

RX..S107

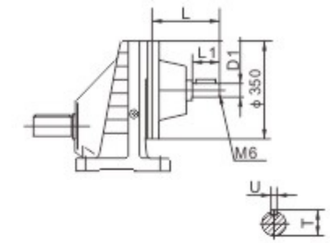

RXF107

Φ350

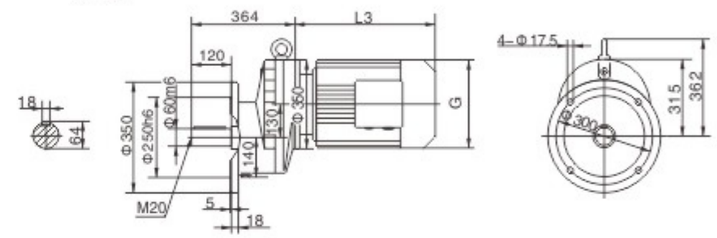

电机需方配时或配特殊电机时需加联接法兰
When equipping the user's motor or the special one,the flange is required to connected.

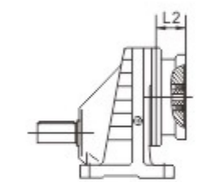

Φ450

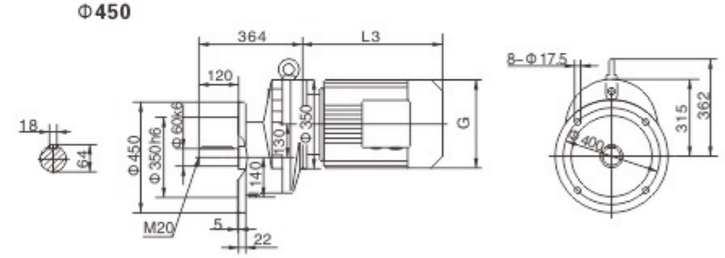

注：详细尺寸见第75-77页
Note: For details, see pages 75-77

Y2电机机座号 Motor size	132M	160M	160L	180M	180L	200	225S	225M	
功率/4P Power/(KW)	7.5	11	15	18.5	22	30	37	45	
L3	461	524	547	583	616	654	680	702	
G	275	330	330	380	380	420	470	470	
L2	110	133	133	133	133	135	170	170	

注："RX.." 表示RX、RXF　　Note:"RX.."mean RX、RXF

R27

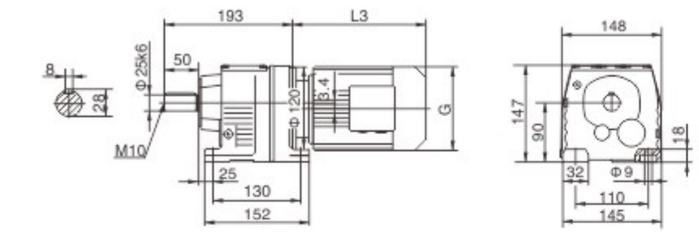

电机需方配时或配特殊电机时需加联接法兰
When equipping the user's motor or the special one,the flange is required to connected.

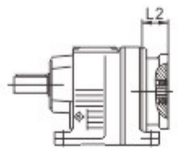

RF27

Φ140

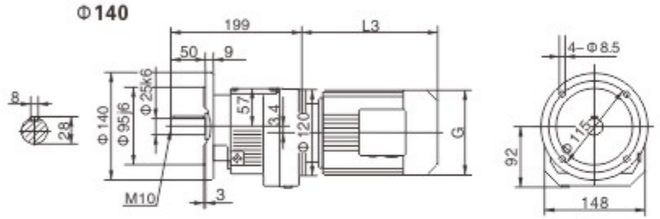

R..S27

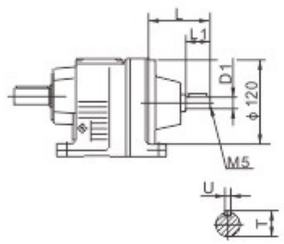

Φ160

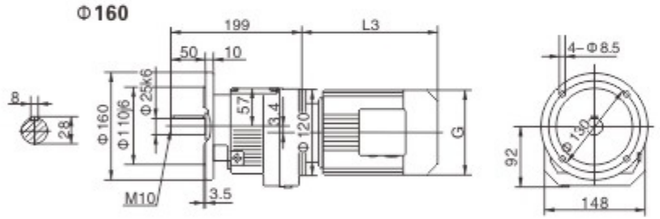

R..27R17

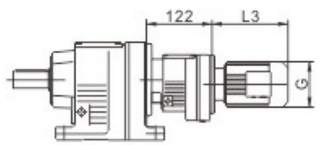

注：详细尺寸见第75-77页
Note: For details, see pages 75-77

Y2电机机座号 Motor size	63	71		80		90S	90L	100	
功率/4P Power/(KW)	0.18	0.25	0.37	0.55	0.75	1.1	1.5	2.2	3.0
L3	235	245		278		304	328	340	
G	130	145		175		195	195	215	
L2	45	92		80		80	80	80	

注："R.." 表示R、RF　　Note:"R.."mean R、RF

R37

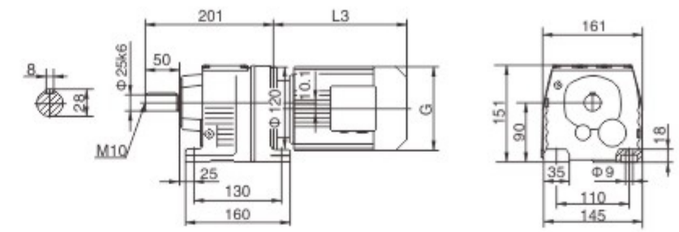

电机需方配时或配特殊电机时需加联接法兰
When equipping the user's motor or the special one,the flange is required to connected.

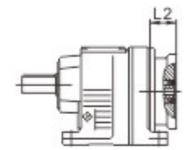

RF37

Φ160

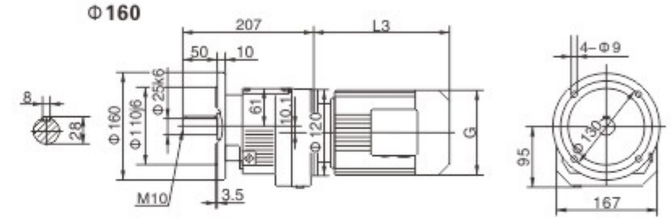

R..S37

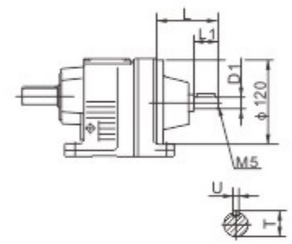

Φ200

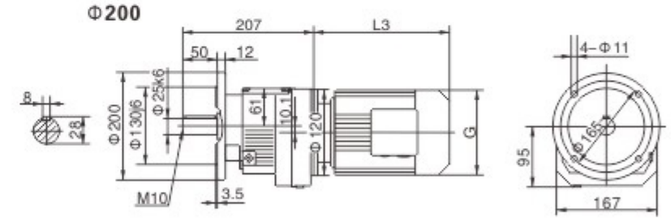

R..37R17

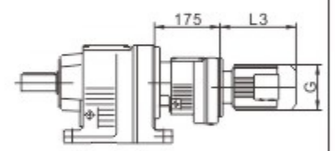

注：详细尺寸见第75-77页
Note: For details, see pages 75-77

Y2电机机座号 Motor size	63	71		80		90S	90L	100L	
功率/4P Power/(KW)	0.18	0.25	0.37	0.55	0.75	1.1	1.5	2.2	3.0
L3	235	245		278		304	328	340	
G	130	145		175		195	195	215	
L2	45	92		80		80	80	80	

注："R.." 表示R、RF　　Note:"R.."mean R、RF

R47

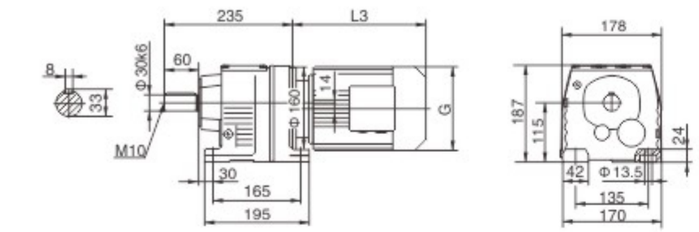

电机需方配时或配特殊电机时需加联接法兰
When equipping the user's motor or the special one,the flange is required to connected.

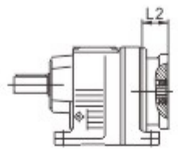

RF47

Φ160

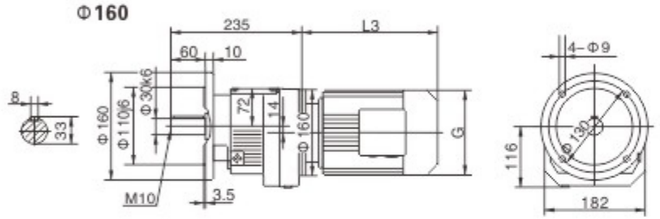

R..S47

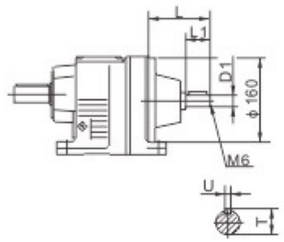

Φ200

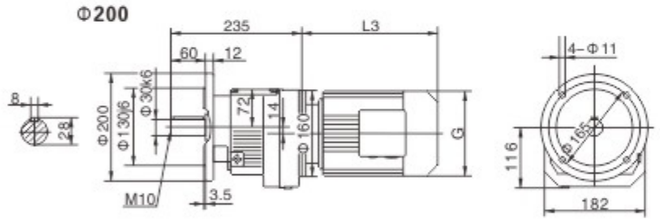

R..47R37

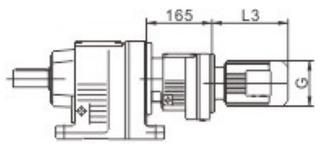

注：详细尺寸见第75-77页
Note: For details, see pages 75-77

Y2电机机座号 Motor size	63	71	80	90S	90L	100	112M	132S
功率/4P Power/(KW)	0.18	0.25 0.37	0.55 0.75	1.1	1.5	2.2 3.0	4.0	5.5
L3	223	245	278	304	328	340	380	425
G	130	145	175	195	195	215	240	275
L2	45	55	80	80	80	100	100	110

注："R.."表示R、RF　　Note:"R.."mean R、RF

动力无极限 传动更精彩 Power no limit drive even better
R系列斜齿轮减速机
R series helical gear reducer

R57

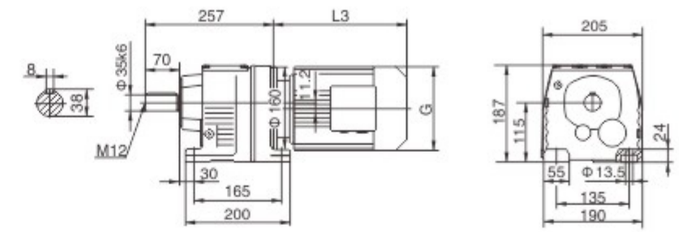

电机需方配时或配特殊电机时需加联接法兰
When equipping the user's motor or the special one,the flange is required to connected.

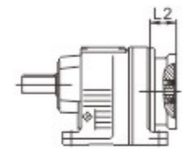

RF57

Φ200

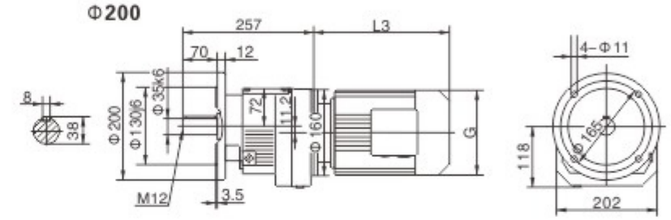

R..S57

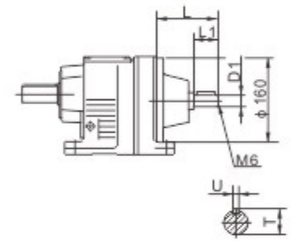

Φ250

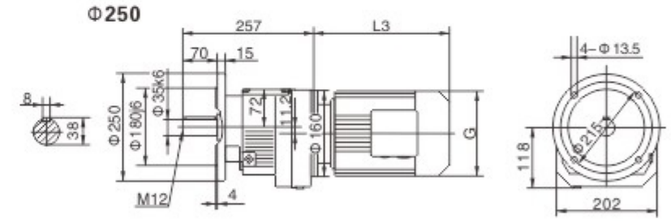

R..57R37

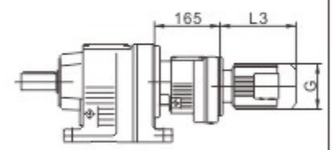

注：详细尺寸见第75-77页
Note: For details, see pages 75-77

Y2电机机座号 Motor size	63	71	80	90S	90L	100L	112M	132S	132M
功率/4P Power/(KW)	0.18	0.25 0.37	0.55 0.75	1.1	1.5	2.2 3.0	4.0	5.5	7.5
L3	223	245	278	304	328	340	380	425	461
G	130	145	175	195	195	215	240	275	275
L2	45	55	80	80	80	100	100	110	110

注："R.."表示R、RF　　Note:"R.."mean R、RF

R67

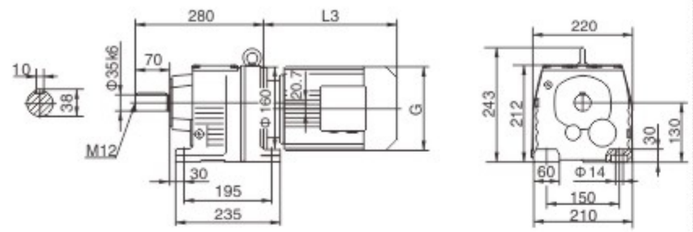

电机需方配时或配特殊电机时需加联接法兰
When equipping the user's motor or the special one,the flange is required to connected.

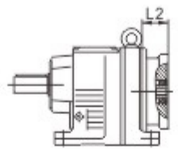

RF67

Φ200

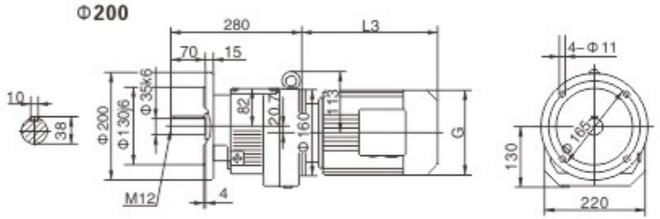

R..S67

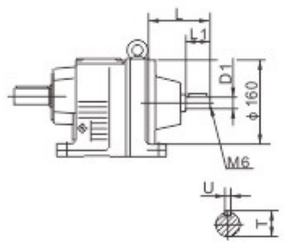

Φ250

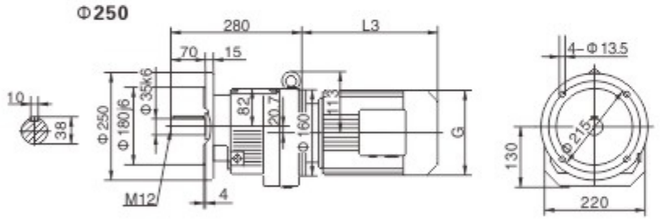

R..67R37

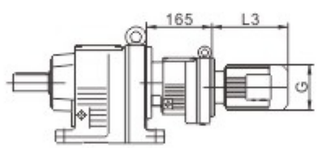

注：详细尺寸见第75-77页
Note: For details, see pages 75-77

Y2电机机座号 Motor size	63	71	80	90S	90L	100L	112M	132S	132M
功率/4P Power/(KW)	0.18	0.25 / 0.37	0.55 / 0.75	1.1	1.5	2.2 / 3.0	4.0	5.5	7.5
L3	223	245	278	304	328	350	380	425	461
G	130	145	175	195	195	215	240	275	275
L2	45	55	80	80	80	100	100	110	110

注："R.."表示R、RF　　Note:"R.."mean R、RF

R77

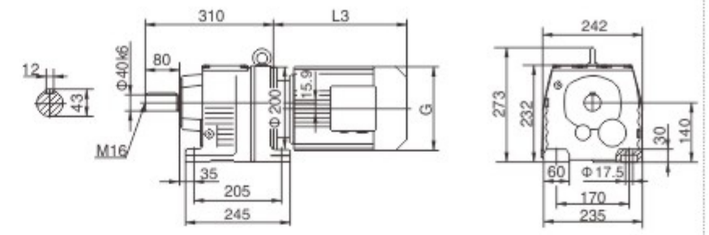

电机需方配时或配特殊电机时需加联接法兰
When equipping the user's motor or the special one,the flange is required to connected.

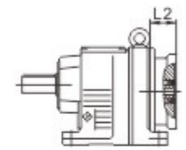

RF77

Φ250

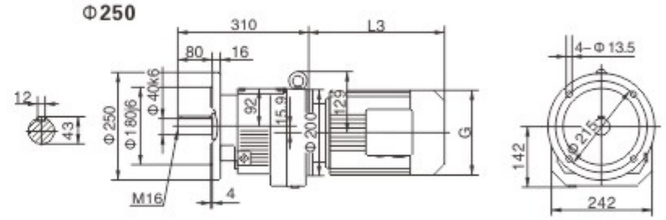

R..S77

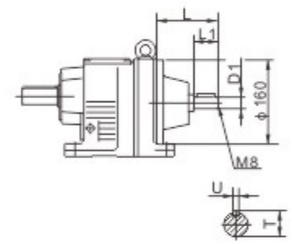

Φ300

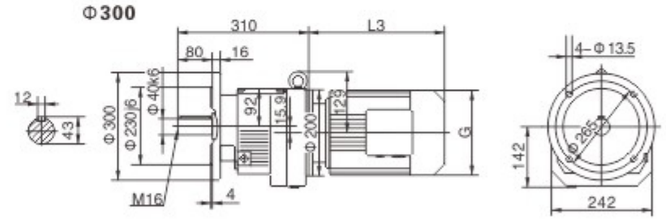

R..77R37

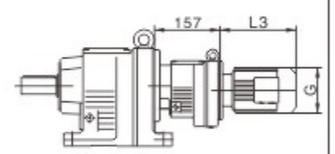

注：详细尺寸见第75-77页
Note: For details, see pages 75-77

Y2电机机座号 Motor size	63	71	80	90S	90L	100L	112M	132S	132M	160M
功率/4P Power/(KW)	0.18	0.25 / 0.37	0.55 / 0.75	1.1	1.5	2.2 / 3.0	4.0	5.5	7.5	11
L3	223	233	278	304	328	350	380	425	461	524
G	130	145	175	195	195	215	240	275	275	330
L2	45	55	80	80	80	100	100	110	110	133

注："R.."表示R、RF　　Note:"R.."mean R、RF

R87

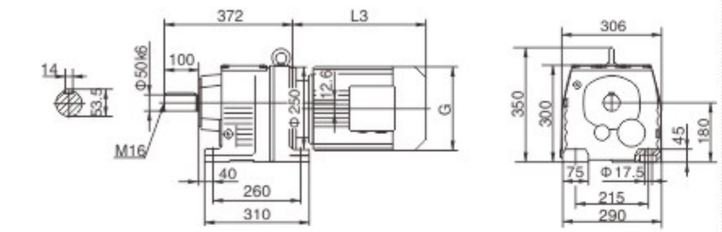

电机需方配时或配特殊电机时需加联接法兰
When equipping the user's motor or the special one,the flange is required to connected.

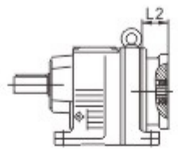

RF87

Φ300

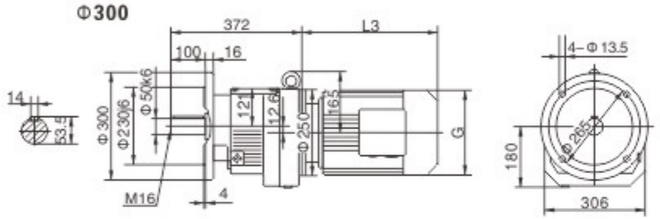

R..S87

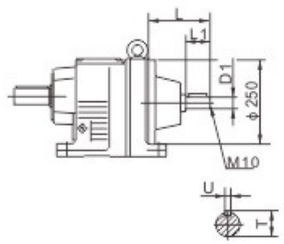

Φ350

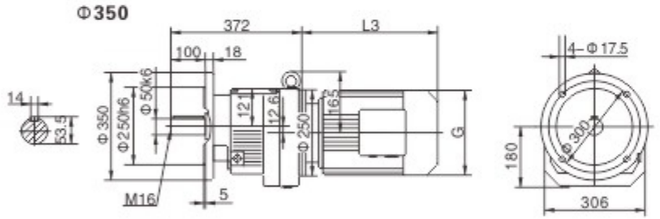

R..87R57

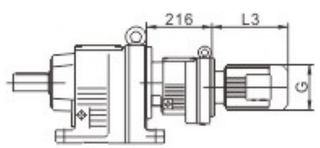

注：详细尺寸见第75-77页
Note: For details, see pages 75-77

Y2电机机座号 Motor size	80	90S	90L	100L	112M	132S	132M	160M	160L	180M	180L
功率/4P Power/(KW)	0.55 0.75	1.1	1.5	2.2 3.0	4.0	5.5	7.5	11	15	18.5	22
L3	246	280	304	350	380	425	461	524	547	583	616
G	175	195	195	215	240	275	275	330	330	380	380
L2	80	80	80	100	100	110	110	133	133	133	133

注："R.."表示R、RF　　Note:"R.."mean R、RF

R97

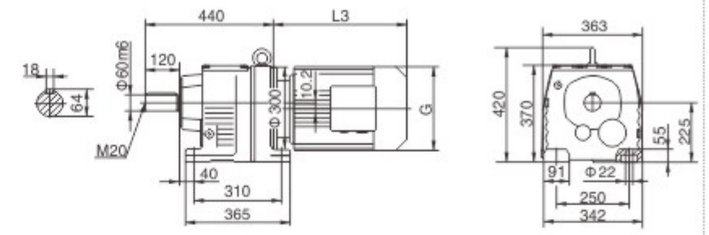

电机需方配时或配特殊电机时需加联接法兰
When equipping the user's motor or the special one,the flange is required to connected.

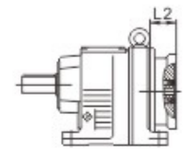

RF97

Φ350

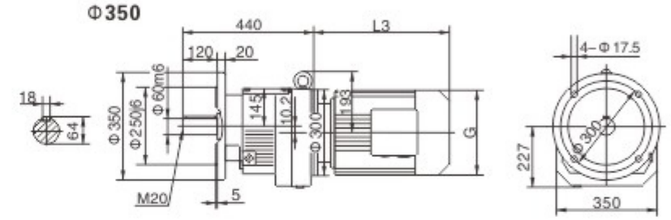

R..S97

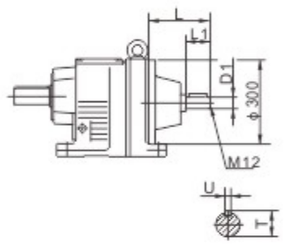

Φ450

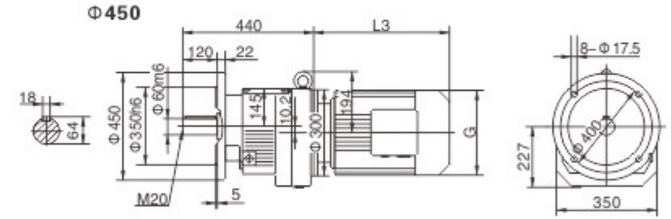

R..97R57

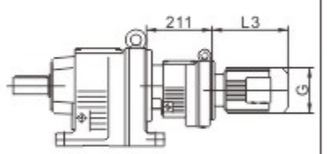

注：详细尺寸见第75-77页
Note: For details, see pages 75-77

Y2电机机座号 Motor size	80	90S	90L	100L	112M	132S	132M	160M	160L	180M	180L	200
功率/4P Power/(KW)	0.55 0.75	1.1	1.5	2.2 3.0	4.0	5.5	7.5	11	15	18.5	22	30
L3	246	280	304	315	334	425	461	524	547	555	588	654
G	175	195	195	215	240	275	275	330	330	380	380	420
L2	107	107	107	100	100	110	110	133	133	133	133	135

注："R.."表示R、RF　　Note:"R.."mean R、RF

R107

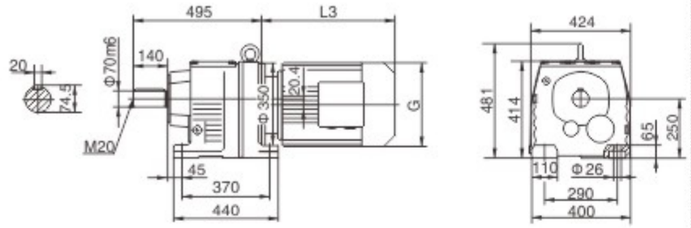

电机需方配时或配特殊电机时需加联接法兰
When equipping the user's motor or the special one,the flange is required to connected.

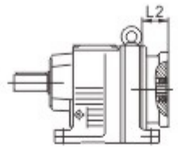

RF107

Φ350

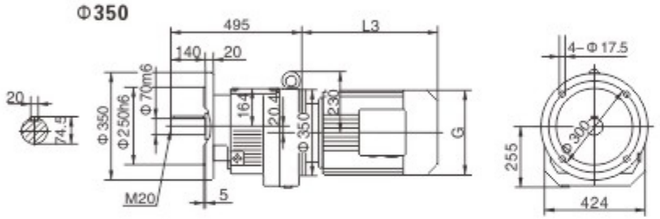

R..S107

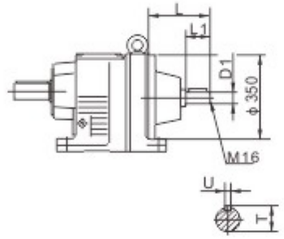

Φ450

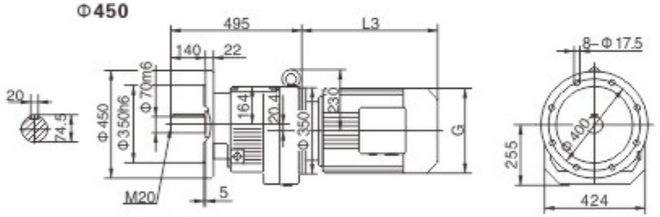

R..107R77

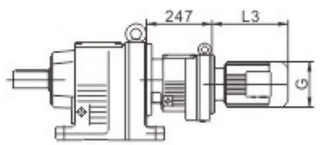

注：详细尺寸见第75-77页
Note: For details, see pages 75-77

Y2电机机座号 Motor size	100L		112M	132S	132M	160M	160L	180M	180L	200	225S	225M
功率/4P Power/(KW)	2.2	3.0	4.0	5.5	7.5	11	15	18.5	22	30	37	45
L3	318		334	386	422	504	519	555	588	654	680	702
G	215		240	275	275	330	330	380	380	420	470	470
L2	100		100	110	110	133	133	133	133	135	143	143

注："R.."表示R、RF　　Note:"R.."mean R、RF

动力无极限 传动更精彩 Power no limit drive even better
R系列斜齿轮减速机
R series helical gear reducer

R137

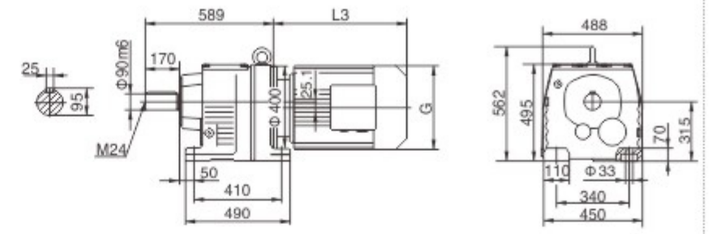

电机需方配时或配特殊电机时需加联接法兰
When equipping the user's motor or the special one,the flange is required to connected.

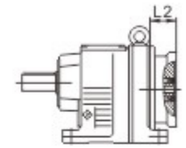

RF137

Φ450

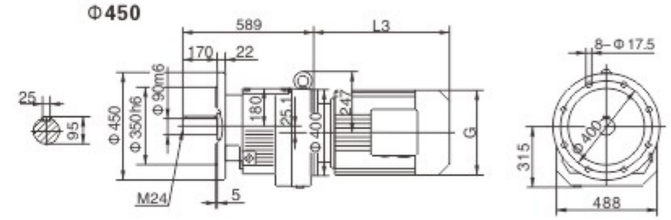

R..S137

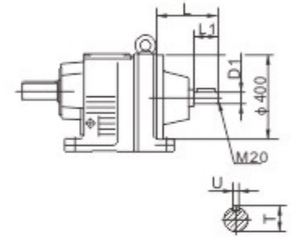

Φ550

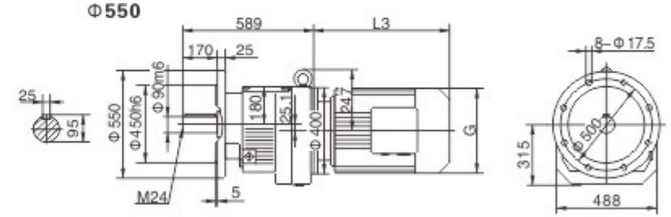

R..137R77

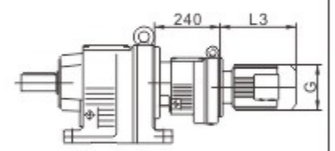

注：详细尺寸见第75-77页
Note: For details, see pages 75-77

Y2电机机座号 Motor size	132S	132M	160M	160L	180M	180L	200	225S	225M	250
功率/4P Power/(KW)	5.5	7.5	11	15	18.5	22	30	37	45	55
L3	388	424	476	519	555	588	654	680	702	771
G	275	275	330	330	380	380	420	470	470	510
L2	92	92	123	123	123	123	144	143	143	170

注："R.."表示R、RF　　Note:"R.."mean R、RF

R147

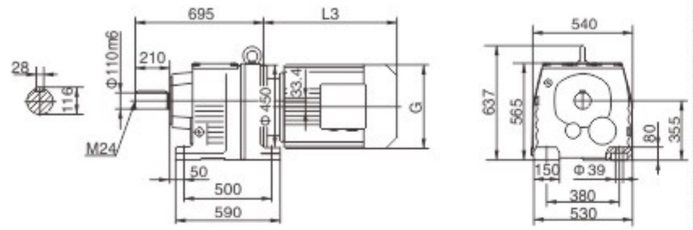

电机需方配时或配特殊电机时需加联接法兰
When equipping the user's motor or the special one,the flange is required to connected.

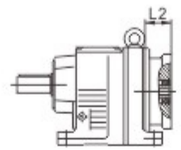

RF147

Φ450

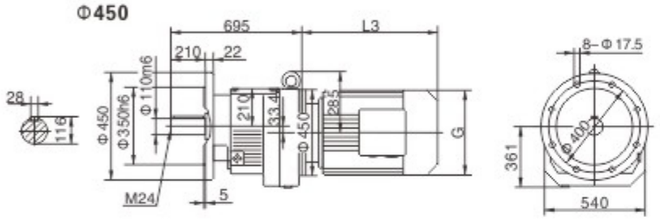

R..S147

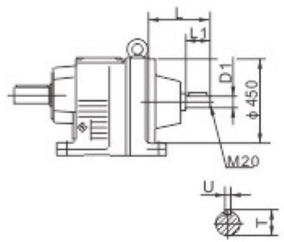

Φ550

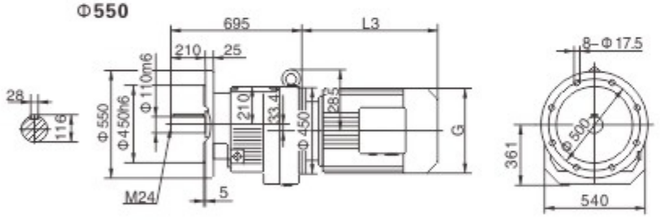

R..147R87(R77)

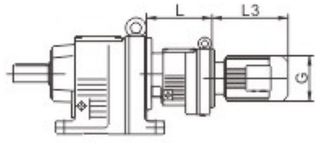

	R..147R77组合	R..147R87组合
L	232	280

注：详细尺寸见第75-77页
Note: For details, see pages 75-77

Y2电机机座号 Motor size	160M	160L	180M	180L	200	225S	225M	250	280S	280M
功率/4P Power/(KW)	11	15	18.5	22	30	37	45	55	75	90
L3	567	602	583	616	654	674	696	775	845	845
G	330	330	380	380	420	470	470	510	580	580
L2	125	125	125	125	147	162	162	170	170	170

注："R.." 表示R、RF　　Note:"R.."mean R、RF

R167

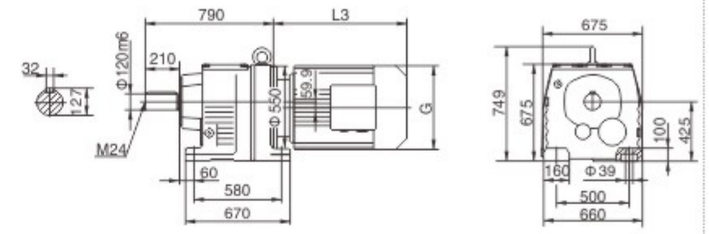

电机需方配时或配特殊电机时需加联接法兰
When equipping the user's motor or the special one,the flange is required to connected.

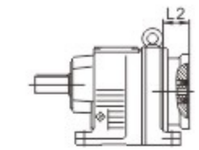

RF167

Φ550

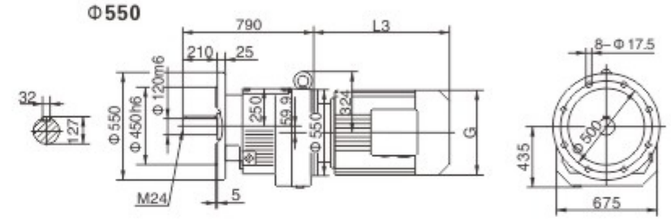

R..S167

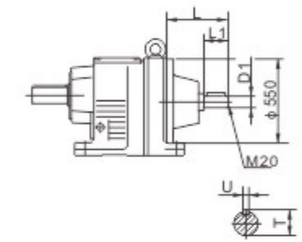

Φ660

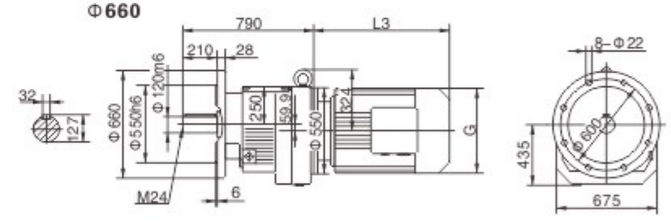

R..167R97(R107)

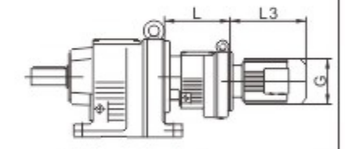

	R..167R97组合	R..167R107组合
L	325	382

注：详细尺寸见第75-77页
Note: For details, see pages 75-77

Y2电机机座号 Motor size	160M	160L	180M	180L	200	225S	225M	250	280S	280M	315S	315M	315L
功率/4P Power/(KW)	11	15	18.5	22	30	37	45	55	75	90	110	132	160
L3	567	602	635	666	642	669	691	770	828	879	1100	1130	1360
G	330	330	380	380	420	470	470	510	580	580	645	645	645
L2	125	125	125	125	147	145	145	170	170	170	–	–	–

注："R.." 表示R、RF　　Note:"R.."mean R、RF

R..AD..

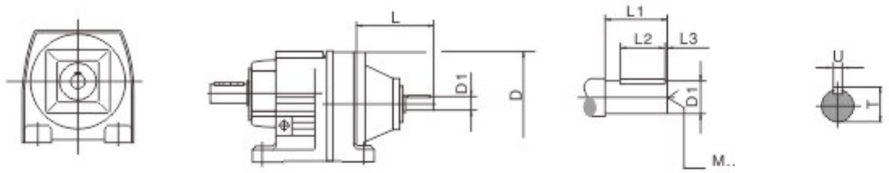

		D	L	D1	L1	L3	L2	T	U	M
R..27 R..37	AD1	120	102	16	40	4	32	18	5	M5
	AD2		130	19	40	4	32	21.5	6	M6
	AD2	160	123	19	40	4	32	21.5	6	M6
	AD3		159	24	50	5	40	27	8	M8
R..77	AD2	200	116	19	40	4	32	21.5	6	M6
	AD3		151	24	50	5	40	27	8	M8
	AD4		224	38	80	5	70	41	10	M12
R..87	AD2	250	111	19	40	4	32	21.5	6	M6
	AD3		156	28	60	5	50	31	8	M10
	AD4		219	38	80	5	70	41	10	M12
	AD5		292	42	110	10	70	45	12	M16
R..97	AD3	300	151	28	60	5	50	31	8	M10
	AD4		214	38	80	5	70	41	10	M12
	AD5		287	42	110	10	70	45	12	M16
	AD6		327	48	110	10	80	51.5	14	M16
R..107	AD3	350	145	28	60	5	50	31	8	M10
	AD4		208	38	80	5	70	41	10	M12
	AD5		281	42	110	10	70	45	12	M16
	AD6		321	48	110	10	80	51.5	14	M16
R..137	AD4	400	201	38	80	5	70	41	10	M12
	AD5		274	42	110	10	70	45	12	M16
	AD6		314	48	110	10	80	51.5	14	M16
	AD7		308	55	110	10	90	59	16	M20
R..147	AD4	450	193	38	80	5	70	41	10	M12
	AD5		266	42	110	10	70	45	12	M16
	AD6		306	48	110	10	80	51.5	14	M16
	AD7		300	55	110	10	90	59	16	M20
	AD8		383	70	140	15	110	74.5	20	M20
R..167	AD5	550	258	42	110	10	70	45	12	M16
	AD6		298	48	110	10	80	51.5	14	M16
	AD7		292	55	110	10	90	59	16	M20
	AD8		374	70	140	15	110	74.5	20	M20

动力无极限 传动更精彩 Power no limit drive even better
R系列斜齿轮减速机
R series helical gear reducer

R..AM..

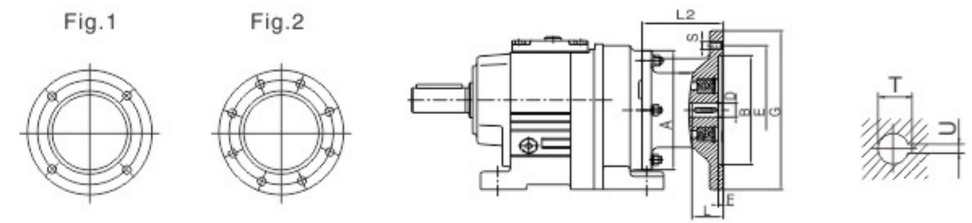

		Fig	B	E	F	A	G	S	L2	D	L	T1	U1
R..27 R..37	AM63	1	95	115	3.5	120	140	M8	45	11	23	12.8	4
	AM71[1]		110	130			160		92	14	30	16.3	5
	AM80[1]		130	165	4.5		200	M10	80	19	40	21.8	6
	AM90[1]									24	50	27.3	8
R..47 R..57 R..67	AM63	1	95	115	3.5	160	140	M8	45	11	23	12.8	4
	AM71		110	130			160		55	14	30	16.3	5
	AM80		130	165	4.5		200	M10	80	19	40	21.8	6
	AM90									24	50	27.3	8
	AM100[1]		180	215	5		250	M12	100	28	60	31.3	8
	AM112[1]												
R..77	AM63	1	95	115	3.5	200	140	M8	45	11	23	12.8	4
	AM71		110	130			160		55	14	30	16.3	5
	AM80		130	165	4.5		200	M10	80	19	40	21.8	6
	AM90									24	50	27.3	8
	AM100[1]		180	215	5		250	M12	100	28	60	31.3	8
	AM112[1]												
	AM132S[1]		230	265	5		300		110	38	80	41.3	10
	AM132M[1]												
	AM132ML[1]												
R..87	AM80	1	130	165	4.5	250	200	M10	80	19	40	21.8	6
	AM90									24	50	27.3	8
	AM100		180	215	5		250	M12	100	28	60	31.3	8
	AM112												
	AM132S		230	265			300		110	38	80	41.3	10
	AM132M												
	AM132ML												
	AN160[1]		250	300	6		350	M16	133	42	110	45.3	12
	AM180[1]									48		51.8	14
R..97	AM100	1	180	215	5	300	250	M12	100	28	60	31.3	8
	AM112												
	AM132S		230	265			300		110	38	80	41.3	10
	AM132M												
	AM132ML												
	AM160		250	300	6		350	M16	133	42	110	45.3	12
	AM180									48		51.8	14
	AM200		300	350	7		400		135	55		59.3	16
	AM225[1]	2	350	400			450		143	60	140	64.4	18

1) 如果安装在BR系列脚安装方式的减速机上，请检查尺寸G/2，它可能已突出平面
Dimension G/2 May protrude past foot mounting surface if mounted on s foot-mounted gear unit, please check.

R..AM..

Fig.1

Fig.2

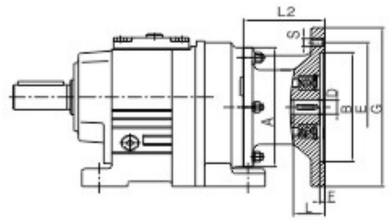

		Fig	B	E	F	A	G	S	L2	D	T	U
R..107	AM100	1	180	215	5	350	250	M12	100	28	31.3	8
	AM112											
	AM132S		230	265			300		110	38	41.3	10
	AM132M											
	AM132ML											
	AM160			300	6		350	M16	133	42	45.3	12
	AM180									48	51.8	14
	AM200		300	350	7		400		135	55	59.3	16
	AM225	2	350	400			450		143	60	64.4	18
R..137	AM132S	1	230	265	5	400	300	M12	92	38	41.3	10
	AM132M											
	AM132ML		250	300	6		350	M16	123	42	45.3	12
	AM160									48	51.8	14
	AM180											
	AM200		300	350	7		400		144	55	59.3	16
	AM225	2	350	400			450		143	60	64.4	18
R..147	AM132S	1	230	265	5	450	300	M12	125	38	41.3	10
	AM132M											
	AM132ML											
	AM160		250	300	6		350	M16	125	42	45.3	12
	AM180									48	51.8	14
	AM200		300	350	7		400		147	55	59.3	16
	AM225	2	350	400			450		162	60	64.4	18
	AM250		450	500			550		170	65	69.4	
	AM280									75	79.9	20
R..167	AN160	1	250	300	6	550	350	M16	125	42	45.3	12
	AM180									48	51.8	14
	AM200		300	350	7		400		147	55	59.3	16
	AM225	2	350	400			450		145	60	64.4	18
	AM250		450	500			550		170	65	69.4	
	AM280									75	79.9	20

动力无极限 传动更精彩 Power no limit drive even better

笔记：

笔记：

此选型样册技术参数仅供参考，实际根据客户提供数据，会出具相关的技术参数及尺寸！

公司名称：南京恒阳传动科技有限公司
地址：南京市浦口区汤泉街道泉东社区余冲组159号211室
电话/传真：025—83153182
手机号码：13814019693（微信同号）
邮箱：2360268721@qq.com
联系人：陈经理

网址：www.hcody.com